

 i-Ready<sup>®</sup> Learning

# Phonics for Reading<sup>®</sup>

Anita Archer, Ph.D.

---

LEVEL  
B

**NOT FOR RESALE**

---

ISBN 978-1-7280-8731-3

© 2023–Curriculum Associates, LLC  
North Billerica, MA 01862

No part of this book may be reproduced by any means  
without written permission from the publisher.

All Rights Reserved. Printed in USA.

1 2 3 4 5 6 7 8 9 10 11 12 13 14 15      25 24 23

---

**Curriculum Associates<sup>®</sup>**

# Table of Contents

## UNIT 1



### Lesson 1

Decoding Instruction.....	2
<b>Informative Text</b>	
<i>Skunks</i> .....	4
Independent Practice .....	6

### Lesson 2

Decoding Instruction.....	8
<b>Informative Text</b>	
<i>Mail Post and Present</i> .....	10
Independent Practice .....	12

### Lesson 3

Decoding Instruction.....	14
<b>Narrative Text</b>	
<i>At the Ranch</i> .....	16
Independent Practice .....	18

**Unit Check-Up** .....

{ Check off your progress  
as you complete each unit.

## UNIT 2



### Lesson 4

Decoding Instruction.....	20
<b>Informative Text</b>	
<i>People Need Seas</i> .....	22
Independent Practice .....	24

### Lesson 5

Decoding Instruction.....	26
<b>Informative Text</b>	
<i>Ways to Help Seas</i> .....	28
Independent Practice .....	30


### Lesson 6

Decoding Instruction.....	32
<b>Narrative Text</b>	
<i>Stop Feeding the Sheep!</i> .....	34
Independent Practice .....	36

**Unit Check-Up** .....



**UNIT 3**



oa  
ow  
-ed  
-ing


**Lesson 7**  
Decoding Instruction..... 38  
**Narrative Text**  
*The Slow Leak* ..... 40  
Independent Practice ..... 42

**Lesson 8**  
Decoding Instruction..... 44  
**Narrative Text**  
*Sinking Fast!* ..... 46  
Independent Practice ..... 48

**Lesson 9**  
Decoding Instruction..... 50  
**Informative Text**  
*Get a Goat!*..... 52  
Independent Practice ..... 54

**Unit Check-Up** ..... ○

**UNIT 4**



igh  
-ed  
-ing

**Lesson 10**  
Decoding Instruction..... 56  
**Narrative Text**  
*The Fox and the Crow* ..... 58  
Independent Practice ..... 60

**Lesson 11**  
Decoding Instruction..... 62  
**Informative Text**  
*Jobs Come and Go*..... 64  
Independent Practice ..... 66

**Lesson 12**  
Decoding Instruction..... 68  
**Informative Text**  
*Jobs Today*..... 70  
Independent Practice ..... 72

**Unit Check-Up** ..... ○

# Table of Contents (continued)

## UNIT 5



### Lesson 13

Decoding Instruction..... 74

#### Narrative Text

*A Way to Pay* ..... 76

Independent Practice ..... 78

### Lesson 14

Decoding Instruction..... 80

#### Narrative Text

*The Sale* ..... 82

Independent Practice ..... 84

### Lesson 15

Decoding Instruction..... 86

#### Informative Text

*The World of Red Foxes*..... 88

Independent Practice ..... 90

### Lesson 16

Decoding Instruction..... 92

#### Narrative Text

*Packing Up*..... 94

Independent Practice ..... 96

**Unit Check-Up**..... ○

## UNIT 6



### Lesson 17

Decoding Instruction..... 98

#### Narrative Text

*Weekend Work* ..... 100

Independent Practice ..... 102

### Lesson 18

Decoding Instruction..... 104

#### Narrative Text

*Food Truck Luck* ..... 106

Independent Practice ..... 108

### Lesson 19

Decoding Instruction..... 110

#### Narrative Text

*Splitting Time* ..... 112

Independent Practice ..... 114

### Lesson 20

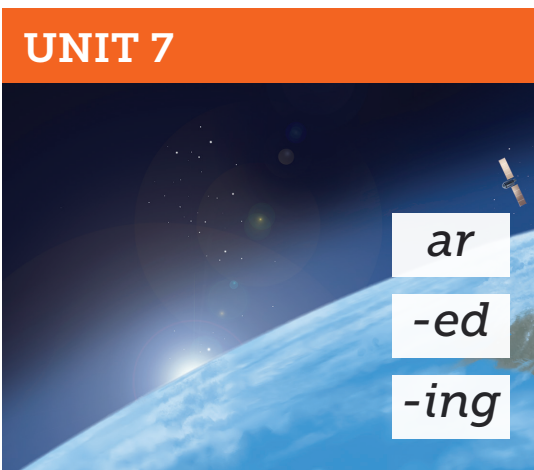
Decoding Instruction..... 116

#### Informative Text

*We Need Bones*..... 118

Independent Practice ..... 120

**Unit Check-Up**..... ○



## Lesson 21

Decoding Instruction.....	122
<b>Narrative Text</b>	
<i>Saving a Dog</i> .....	124
Independent Practice .....	126

## Lesson 22

Decoding Instruction.....	128
<b>Narrative Text</b>	
<i>A Problem at the Lab</i> .....	130
Independent Practice .....	132

## Lesson 23

Decoding Instruction.....	134
<b>Narrative Text</b>	
<i>Can Nanobots Be Stopped?</i> ...	136
Independent Practice .....	138

**Unit Check-Up** ..... ○



## Lesson 24

Decoding Instruction.....	140
<b>Narrative Text</b>	
<i>Summer Plans</i> .....	142
Independent Practice .....	144

## Lesson 25

Decoding Instruction.....	146
<b>Narrative Text</b>	
<i>Getting Jobs</i> .....	148
Independent Practice .....	150

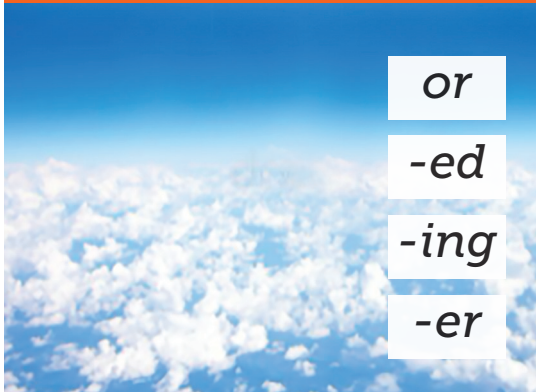
## Lesson 26

Decoding Instruction.....	152
<b>Informative Text</b>	
<i>Dogs that Help</i> .....	154
Independent Practice .....	156

**Unit Check-Up** ..... ○

# Table of Contents (continued)

## UNIT 9



### Lesson 27

Decoding Instruction..... 158

#### Narrative Text

*Lonzo's Problem* ..... 160

Independent Practice ..... 162

### Lesson 28

Decoding Instruction..... 164

#### Informative Text

*A Dream of Flight*..... 166

Independent Practice ..... 168

### Lesson 29

Decoding Instruction..... 170

#### Informative Text

*Making Flight Safe*..... 172

Independent Practice ..... 174

**Unit Check-Up** ..... ○

## UNIT 10



### Lesson 30

Decoding Instruction..... 176

#### Informative Text

*How Do Birds Communicate?*.. 178

Independent Practice ..... 180

### Lesson 31

Decoding Instruction..... 182

#### Informative Text

*Animal Tails*..... 184

Independent Practice ..... 186

### Lesson 32

Decoding Instruction..... 188

#### Informative Text

*Urban Artists at Work* ..... 190

Independent Practice ..... 192

**Unit Check-Up** ..... ○



## Resources

Reading Fluency Graph.....	194
Spelling Journal.....	195
Word Lists .....	203

## Lesson

## 4

## OBJECTIVES:

- to read and spell words containing *ee* and *ea*
- to read words ending in *-ed*

## Say Sounds

- A. Phonemic Awareness** Listen to the sounds as your teacher says a word slowly. Then say the word.
- B. Letter/Sound Associations** Look at the letters. Say the sounds.

tree

leaf

- |    |    |    |    |    |
|----|----|----|----|----|
| 1. | ee | ai | ea | ay |
| 2. | ch | o  | th | ck |
| 3. | sh | ee | ai | wh |
| 4. | ea | e  | ay | i  |
| 5. | ai | a  | ea | u  |

## Read Words

- C. New Words** Say the sound. Sound out the word. Read the word.

- |    |              |               |              |
|----|--------------|---------------|--------------|
| 1. | bee <u>f</u> | ea <u>t</u>   | sea <u>t</u> |
| 2. | sa <u>y</u>  | wee <u>k</u>  | tea <u>t</u> |
| 3. | mea <u>t</u> | bea <u>ch</u> | nee <u>d</u> |
| 4. | see <u>t</u> | lea <u>n</u>  | fee <u>d</u> |
| 5. | each         | deep          | trail        |
| 6. | beat         | bait          | beets        |

- D. Word Families** Read down. Read rapidly.

see  
bee  
flee  
free  
tree

need  
feed  
seed  
speed  
bleed

eat  
meat  
seat  
wheat  
treat



## 10 Second Challenge

- Cold Timing \_\_\_\_\_ words read  
Practice \_\_\_\_\_ words read  
Hot Timing \_\_\_\_\_ words read



**E. Review Words** Read a line of words. When your teacher gives a meaning, circle the correct word.

- |          |      |       |       |
|----------|------|-------|-------|
| 1. paint | pant | plan  | stay  |
| 2. Spain | pain | brain | brass |
| 3. tray  | trip | rip   | step  |
| 4. man   | main | train | trap  |

My Points \_\_\_\_\_

**F. Words with Endings** Sound out the underlined base word. Read the base word with the ending.

1. claimed | 2. fainted | 3. hailed | 4. needed | 5. speeded

**G. Multisyllabic Challenge Words** Sound out the syllables. Read the whole word.

seashell   peanut   seaweed   sunbeam  
 payment   coffee   weekend   season

**H. High-Frequency Words** Say. Spell. Read.

things   little   water   there   people  
 they   after   put   saw   from

### Read Sentences

**I. Sentences** Read the sentences with phrasing.

- Can fish freeze in seawater?
- There is a little breeze from the sea.
- They need to put the crayons in the box.
- After my dog did a trick, I fed him a treat from the bag.
- Some people have a plan to stay in Spain for a week.

### Spell Words

**J. Spelling Journal** Turn to the Spelling Journal on page 195.

- K. Decodable Informative Text** Read each part. Answer your teacher's questions and select the picture that goes with each part.

# People Need Seas

## Part 1

**Teacher Reads** About 70% of planet Earth's surface is covered by water, including oceans and seas. So, it's not surprising that people use seas in many ways.

People need seas. They sail ships on seas. Some  
9 people work on ships. They fill up ships with things  
19 people need, such as beans, tea, and wheat. Then the  
29 ships sail from land to land. Each day of the week,  
40 ships go east and west to get things to people.

## Part 2

**Teacher Reads** Food from seas is an important part of many people's diet (what they eat).

50 People eat things from seas. The main thing people  
59 eat is fish. Some fish is fresh. But to get fish from seas  
72 to shops, people may freeze the fish to keep it fresh.  
83 People can feast on clams, crabs, and bass from seas.  
93 Some people eat fish eggs and seaweed. Seaweed is a  
103 plant from seas.

### Part 3

**Teacher Reads** People need seas for serious reasons, but spending time by seas can be enjoyable, too.

106 At beaches, seas meet land. People can have a fun  
 116 day at the beach. On land, people can pick up seashells  
 127 and fill a pail with sand. They can swim in the deep  
 139 seawater. People can get on ships with sails and go with  
 150 the wind. In a big breeze, ships pick up speed and go  
 162 fast. Seas are spots for work and play. It is plain to see  
 175 that people need seas. [Learn More](#)  
 179



Part \_\_\_\_\_



Part \_\_\_\_\_



Part \_\_\_\_\_

## Independent Practice

**L. Text Comprehension** Read each question. Think of the answer or look back at the text. Fill in the blank. Be sure the sentence makes sense.

### ► Part 1

1. **WHY** are there ships that sail from east to west?

There are ships that sail from east to west to \_\_\_\_\_.

2. **WHAT** are some things people fill ships with?

People fill ships with \_\_\_\_\_.

### ► Part 2

3. **WHAT** is the main thing people eat from seas?

The main thing people eat from seas is \_\_\_\_\_.

4. **WHAT** can people feast on from seas?

People can feast on \_\_\_\_\_.

5. **WHAT** is a sea plant that people eat?

A sea plant that people eat is \_\_\_\_\_.

### ► Part 3

6. **HOW** can people have fun on land at the beach?

On land at the beach, people can \_\_\_\_\_

\_\_\_\_\_.

7. **HOW** can people have fun in the sea at the beach?

In the sea at the beach, people can \_\_\_\_\_.

8. **WHAT** are seas spots for?

Seas are spots for \_\_\_\_\_.

My Points \_\_\_\_\_

**M. More Practice** Fill in each blank with the best word.

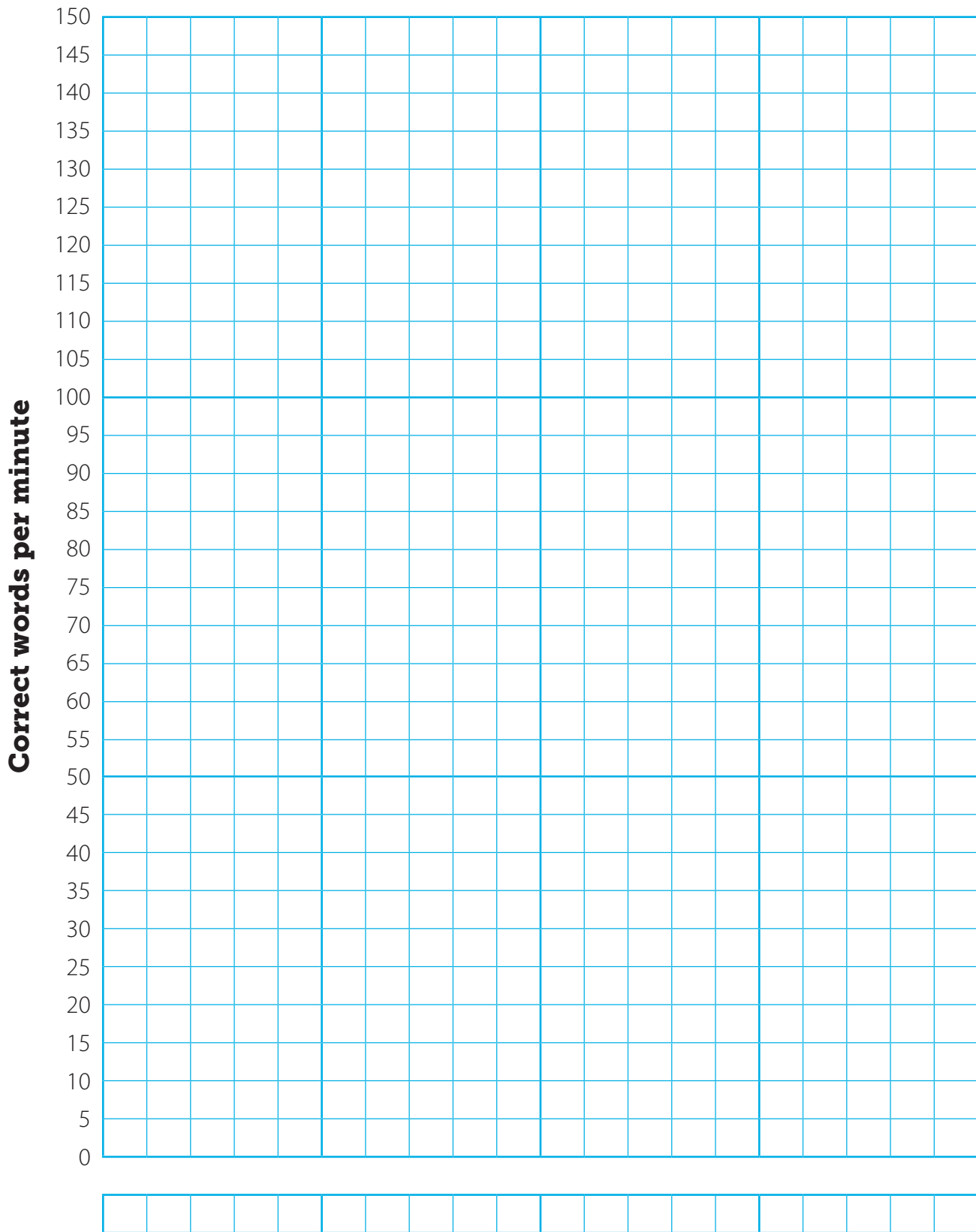
- |   |       |      |       |
|---|-------|------|-------|
| 1. Edwin saw a _____ on the leaf.               | meat  | bee  | sea   |
| 2. Alec will _____ Viv after class.             | tea   | beef | meet  |
| 3. I will _____ my cat when I eat.              | feed  | leaf | beach |
| 4. I have a math test this _____.               | eat   | week | beat  |
| 5. The man gets water for a cup of _____.       | tea   | need | see   |
| 6. We get fish from the _____.                  | beets | sea  | eat   |
| 7. Will _____ kid get a peach for snack?        | deep  | beef | each  |
| 8. Some people _____ seaweed.                   | see   | eat  | need  |
| 9. What can you see in water that is not _____? | beat  | deep | meat  |
| 10. Abbee will _____ the class to the bus.      | lead  | beef | see   |

My Points \_\_\_\_\_

Lesson completed



Name: \_\_\_\_\_



Lesson  
**1**

- 1. \_\_\_\_\_
- 2. \_\_\_\_\_
- 3. \_\_\_\_\_
- 4. \_\_\_\_\_
- 5. \_\_\_\_\_

My Points \_\_\_\_\_

Lesson  
**2**

- 1. \_\_\_\_\_
- 2. \_\_\_\_\_
- 3. \_\_\_\_\_
- 4. \_\_\_\_\_
- 5. \_\_\_\_\_

My Points \_\_\_\_\_

Lesson  
**3**

- 1. \_\_\_\_\_
- 2. \_\_\_\_\_
- 3. \_\_\_\_\_
- 4. \_\_\_\_\_
- 5. \_\_\_\_\_

My Points \_\_\_\_\_

Lesson  
**4**

- 1. \_\_\_\_\_
- 2. \_\_\_\_\_
- 3. \_\_\_\_\_
- 4. \_\_\_\_\_
- 5. \_\_\_\_\_

My Points \_\_\_\_\_

Lesson  
**5**

- 1. \_\_\_\_\_
- 2. \_\_\_\_\_
- 3. \_\_\_\_\_
- 4. \_\_\_\_\_
- 5. \_\_\_\_\_

**My Points** \_\_\_\_\_

Lesson  
**6**

- 1. \_\_\_\_\_
- 2. \_\_\_\_\_
- 3. \_\_\_\_\_
- 4. \_\_\_\_\_
- 5. \_\_\_\_\_

**My Points** \_\_\_\_\_

Lesson  
**7**

- 1. \_\_\_\_\_
- 2. \_\_\_\_\_
- 3. \_\_\_\_\_
- 4. \_\_\_\_\_
- 5. \_\_\_\_\_

**My Points** \_\_\_\_\_

Lesson  
**8**

- 1. \_\_\_\_\_
- 2. \_\_\_\_\_
- 3. \_\_\_\_\_
- 4. \_\_\_\_\_
- 5. \_\_\_\_\_

**My Points** \_\_\_\_\_



Lesson  
**9**

- 1. \_\_\_\_\_
- 2. \_\_\_\_\_
- 3. \_\_\_\_\_
- 4. \_\_\_\_\_
- 5. \_\_\_\_\_

My Points \_\_\_\_\_

Lesson  
**10**

- 1. \_\_\_\_\_
- 2. \_\_\_\_\_
- 3. \_\_\_\_\_
- 4. \_\_\_\_\_
- 5. \_\_\_\_\_

My Points \_\_\_\_\_

Lesson  
**11**

- 1. \_\_\_\_\_
- 2. \_\_\_\_\_
- 3. \_\_\_\_\_
- 4. \_\_\_\_\_
- 5. \_\_\_\_\_

My Points \_\_\_\_\_

Lesson  
**12**

- 1. \_\_\_\_\_
- 2. \_\_\_\_\_
- 3. \_\_\_\_\_
- 4. \_\_\_\_\_
- 5. \_\_\_\_\_

My Points \_\_\_\_\_

Lesson  
**13**

- 1. \_\_\_\_\_
- 2. \_\_\_\_\_
- 3. \_\_\_\_\_
- 4. \_\_\_\_\_
- 5. \_\_\_\_\_

**My Points** \_\_\_\_\_

Lesson  
**14**

- 1. \_\_\_\_\_
- 2. \_\_\_\_\_
- 3. \_\_\_\_\_
- 4. \_\_\_\_\_
- 5. \_\_\_\_\_

**My Points** \_\_\_\_\_

Lesson  
**15**

- 1. \_\_\_\_\_
- 2. \_\_\_\_\_
- 3. \_\_\_\_\_
- 4. \_\_\_\_\_
- 5. \_\_\_\_\_

**My Points** \_\_\_\_\_

Lesson  
**16**

- 1. \_\_\_\_\_
- 2. \_\_\_\_\_
- 3. \_\_\_\_\_
- 4. \_\_\_\_\_
- 5. \_\_\_\_\_

**My Points** \_\_\_\_\_

Lesson  
**17**

1. \_\_\_\_\_
2. \_\_\_\_\_
3. \_\_\_\_\_
4. \_\_\_\_\_
5. \_\_\_\_\_

My Points \_\_\_\_\_

Lesson  
**18**

1. \_\_\_\_\_
2. \_\_\_\_\_
3. \_\_\_\_\_
4. \_\_\_\_\_
5. \_\_\_\_\_

My Points \_\_\_\_\_

Lesson  
**19**

1. \_\_\_\_\_
2. \_\_\_\_\_
3. \_\_\_\_\_
4. \_\_\_\_\_
5. \_\_\_\_\_

My Points \_\_\_\_\_

Lesson  
**20**

1. \_\_\_\_\_
2. \_\_\_\_\_
3. \_\_\_\_\_
4. \_\_\_\_\_
5. \_\_\_\_\_

My Points \_\_\_\_\_

Lesson  
**21**

- 1. \_\_\_\_\_
- 2. \_\_\_\_\_
- 3. \_\_\_\_\_
- 4. \_\_\_\_\_
- 5. \_\_\_\_\_

My Points \_\_\_\_\_

Lesson  
**22**

- 1. \_\_\_\_\_
- 2. \_\_\_\_\_
- 3. \_\_\_\_\_
- 4. \_\_\_\_\_
- 5. \_\_\_\_\_

My Points \_\_\_\_\_

Lesson  
**23**

- 1. \_\_\_\_\_
- 2. \_\_\_\_\_
- 3. \_\_\_\_\_
- 4. \_\_\_\_\_
- 5. \_\_\_\_\_

My Points \_\_\_\_\_

Lesson  
**24**

- 1. \_\_\_\_\_
- 2. \_\_\_\_\_
- 3. \_\_\_\_\_
- 4. \_\_\_\_\_
- 5. \_\_\_\_\_

My Points \_\_\_\_\_

Lesson  
**25**

1. \_\_\_\_\_
2. \_\_\_\_\_
3. \_\_\_\_\_
4. \_\_\_\_\_
5. \_\_\_\_\_

My Points \_\_\_\_\_

Lesson  
**26**

1. \_\_\_\_\_
2. \_\_\_\_\_
3. \_\_\_\_\_
4. \_\_\_\_\_
5. \_\_\_\_\_

My Points \_\_\_\_\_

Lesson  
**27**

1. \_\_\_\_\_
2. \_\_\_\_\_
3. \_\_\_\_\_
4. \_\_\_\_\_
5. \_\_\_\_\_

My Points \_\_\_\_\_

Lesson  
**28**

1. \_\_\_\_\_
2. \_\_\_\_\_
3. \_\_\_\_\_
4. \_\_\_\_\_
5. \_\_\_\_\_

My Points \_\_\_\_\_

Lesson  
**29**

- 1. \_\_\_\_\_
- 2. \_\_\_\_\_
- 3. \_\_\_\_\_
- 4. \_\_\_\_\_
- 5. \_\_\_\_\_

My Points \_\_\_\_\_

Lesson  
**30**

- 1. \_\_\_\_\_
- 2. \_\_\_\_\_
- 3. \_\_\_\_\_
- 4. \_\_\_\_\_
- 5. \_\_\_\_\_

My Points \_\_\_\_\_

Lesson  
**31**

- 1. \_\_\_\_\_
- 2. \_\_\_\_\_
- 3. \_\_\_\_\_
- 4. \_\_\_\_\_
- 5. \_\_\_\_\_

My Points \_\_\_\_\_

Lesson  
**32**

- 1. \_\_\_\_\_
- 2. \_\_\_\_\_
- 3. \_\_\_\_\_
- 4. \_\_\_\_\_
- 5. \_\_\_\_\_

My Points \_\_\_\_\_

LESSON 1	LESSON 2	LESSON 3	LESSON 4	LESSON 5	LESSON 6
<b>New Words</b>					
fail	ray	bay	beef	deep	reach
day	mail	main	eat	keep	three
may	gain	man	sea	team	sheep
wait	Jay	Gail	say	fail	tree
wit	paint	bat	week	feel	tray
tail	pant	bait	tea	real	leak
way	trail	bit	meat	raid	heel
say	rail	pray	beach	beep	hail
sail	train	pay	need	weed	wheel
maid	brain	stay	see	peel	sleep
mad	play	plan	lean	pail	green
stay	lay	plain	feed	seal	grain
pain	tray	drain	each	clean	speak
pail	braid	grain	deep	meet	steal
play	gray	raid	trail	treat	teeth
hay	clay	Ray	beat	trait	dream
jail	faint	spray	bait	hail	scream
aid	fin	raise	beets	cream	spray
<b>Multisyllabic Challenge Words</b>					
raindrop	paintbrush	explain	seashell	freeway	teapot
mailbox	crayon	paycheck	peanut	indeed	steamship
midday	essay	mainland	seaweed	seasick	sleepless
payday	maintain	subway	sunbeam	reason	treetop
maybe	railway	waistband	payment	freedom	speedway
away	holiday	essay	coffee	cleanup	absentee
handstands	payment	raisin	weekend	plastic	exclaim
seldom	playoff	picnic	season	problems	maybe
<b>High-Frequency Words</b>					
were	are	put	things	into	down
you	look	saw	little	come	into
of	was	there	water	some	come
said	some	people	there	things	there
have	were	of	people	after	saw
after	said	some	they	water	said
from	you	was	after	little	have
because	how	are	put	you	was
people	have	look	saw	people	were
they	my	from	from	they	little

LESSON 7	LESSON 8	LESSON 9	LESSON 10	LESSON 11	LESSON 12
----------	----------	----------	-----------	-----------	-----------

**New Words**

own	tow	coal	high	light	light
float	goat	slow	night	slight	bright
toad	loan	flown	fight	high	sigh
road	lean	may	flown	trail	least
read	glow	mow	sight	right	show
flow	rail	goal	rain	screen	might
bail	roast	throw	blown	snail	steal
bowl	bay	Gail	bright	sight	fright
grow	bow	foam	teeth	street	faint
soap	blown	groan	cheat	throat	night
leaf	mean	shown	coast	sheet	braid
loaf	float	green	right	thigh	sight
bait	tea	growth	sigh	flight	sweep
boat	toast	soak	see	tray	flight
show	coast	gray	say	spray	float
soak	coach	cloak	hay	bright	shown
low	fleet	boast	bleach	speech	roast
moan	throw	beast	blow	might	right

**Multisyllabic Challenge Words**

window	pillow	shallow	highway	lighten	brightness
roadbed	boatload	shadow	tonight	stoplight	frighten
elbow	snowman	sailboat	upright	weeknight	midnight
oatmeal	rainbow	follow	lightning	daydream	daylight
yellow	fellow	seacoast	brighten	trainload	raincoat
rowboat	roadway	busload	railroad	invent	exist
upload	hollow	railroad	speedboat	streetlights	tablet
sudden	windowsill	fishbowl	splendid	electric	podcast

**High-Frequency Words**

all	school	been	do	what	very
work	some	who	use	where	your
down	all	come	been	do	where
into	work	school	who	use	what
water	are	down	of	work	who
come	said	all	school	things	down
were	little	after	were	into	were
from	you	was	after	all	they
put	saw	work	all	said	been
things	look	are	there	they	use



**LESSON 13****LESSON 14****LESSON 15****LESSON 16****LESSON 17****LESSON 18****New Words**

bake	name	state	case	line	robe
came	safe	ate	flat	ride	joke
make	take	brave	shame	nine	bone
made	same	fate	ham	dim	rode
mad	Sam	at	rate	dime	vote
hate	pane	plane	trade	time	rod
gave	mate	brake	flake	hide	hope
tape	pan	fat	date	hid	rob
sale	rack	plan	lack	white	note
lake	rake	glad	plate	Tim	rose
tap	mat	whale	van	kite	not
cape	flame	shape	fake	kit	hole
mane	gate	clap	sale	ripe	hop
man	cane	lane	plant	rip	woke
wake	can	grape	vane	fine	poke
fad	rat	snake	fame	fin	cone
fade	late	slap	skate	smile	nose
late	rate	wave	crate	five	code

**Multisyllabic Challenge Words**

keepsake	gateway	shipmate	lateness	nineteen	explode
pancake	classmate	statement	wasteland	beehive	backbone
handshake	translate	upgrade	landscape	reptile	hopeless
cupcake	mistake	exhale	shapeless	sideways	mealtime
inhale	update	basement	nickname	investigate	bedframe
flashlight	estimate	dedicate	escape	tickets	episode
mattress	muffin	demonstrate	showcase	upset	something
window	handmade	habitats	elevate	driveway	happen
		insects	contemplate	contest	Monday
		female	pillowcase	weekend	impress

**High-Frequency Words**

long	long	long	my	my	by
song	song	song	by	why	try
strong	strong	strong	why	try	why
because	because	how	cry	dry	fly
very	how	because	dry	cry	cry
your	were	they	some	put	where
come	what	there	where	to	from
what	people	down	after	do	what
where	where	very	use	very	there
were	your	what	have	there	your

## LESSON 19

## LESSON 20

## LESSON 21

## LESSON 22

## LESSON 23

## LESSON 24

### New Words

pave	bike	car	jar	dart	her
pill	brag	bark	arm	yarn	fern
pile	save	far	hard	tar	farm
fine	blame	farm	scar	tow	hay
fin	glob	foam	Jay	Mars	term
shade	globe	Barb	speed	hark	train
ram	lick	star	aim	bar	verb
those	vase	part	spark	bow	herd
frame	like	stay	art	charm	hard
smoke	mill	park	eat	cheat	own
rope	mile	peek	mark	chart	tart
smock	shape	fight	card	harp	Herb
pine	cave	marsh	march	cart	clerk
pin	whip	barn	meek	coat	cloak
side	wide	paint	might	day	cheek
Sid	slid	start	yard	sharp	stern
spoke	broke	steam	oats	sheep	smart
drive	slide	smart	scarf	shark	perk

### Multisyllabic Challenge Words

daytime	lifeboat	marshland	stardust	artist	perfect
tightrope	capsize	harmless	market	tarnish	sherbet
teammate	pipeline	garden	arctic	discard	modern
flagpole	drainpipe	harness	garlic	barnyard	verdict
mealtime	candidate	Martin	locket	sharpen	lantern
tadpole	infant	scarlet	problem	apartment	enter
holiday	indicate	benchmark	rocket	inartistic	summer
dumplings	upright	telescope	handprint	problem	gardener
seasoning	combine	artistic	nanobot	replicate	yesterday
contact	tailbone	frighten	replicate	update	September

### High-Frequency Words

long	my	would	could	should	my
song	by	should	should	could	why
strong	why	could	would	would	by
how	fly	been	to	after	cry
because	dry	some	was	saw	dry
are	what	come	been	were	come
you	who	of	work	from	who
saw	into	said	are	there	where
do	you	very	you	said	there
work	they	where	water	who	what

LESSON 25	LESSON 26	LESSON 27	LESSON 28	LESSON 29	LESSON 30
-----------	-----------	-----------	-----------	-----------	-----------

New Words					
Bert	her	for	nor	pork	fir
jerk	berg	corn	born	horn	turn
keep	bright	fort	barn	sort	term
harp	verse	fern	clerk	herd	burn
term	bark	worn	more	park	fur
Herb	verb	cart	coat	sport	for
Bart	clay	sport	port	stork	dirt
team	perk	spark	part	lard	dart
perch	park	storm	cord	street	girl
serve	clerk	north	fleet	pray	hurt
sight	Clark	speed	fork	snore	stir
peach	herb	star	torch	store	star
part	start	coach	torn	sore	thud
night	stern	horse	short	chore	first
nerve	stain	tore	porch	sneak	spurt
swerve	dark	shore	team	form	sport
yard	serve	need	thorn	fern	fort
card	harm	wore	term	core	churn

Multisyllabic Challenge Words					
member	better	corner	absorb	effort	further
checkers	whisper	order	corrupt	northwest	surprise
permit	rocker	popcorn	forget	support	thirteen
pattern	sister	morning	forest	hornet	hamburger
hamster	gather	dinner	thunder	instructor	different
winter	number	shelter	correct	transport	pattern
campus	never	performer	monster	platform	frighten
grasshopper	person	peppermint	partner	organize	attract
carpenter	different	different	river	different	predators
assistant	kindergarten	landscapes	important	interest	communicate

High-Frequency Words					
she	could	my	should	other	other
he	should	by	would	another	mother
me	would	cry	could	mother	another
be	come	fly	where	been	use
we	some	why	why	come	your
been	been	your	what	some	little
school	who	down	have	have	said
are	where	who	your	school	been
work	very	little	who	use	there
after	they	what	come	your	you

## LESSON 31

## LESSON 32

## New Words

sir	firm
bird	burp
bead	farm
shirt	curl
curb	Barb
sheet	Carl
thirst	burst
skirt	blurt
sharp	bleed
purr	nurse
chain	birth
churn	nerve
start	birch
blur	Kirk
purse	whirl
hurl	curve
cheap	twirl
chirp	carve

## Multisyllabic Challenge Words

Thursday	surplus
whirlwind	northern
sharpen	arcade
disturb	murmur
burden	furnish
farther	birthmark
birthday	veteran
cheeseburger	surrender
hurricane	misinterpret
together	suburbs

## High-Frequency Words

other	other
another	mother
mother	another
do	use
to	they
after	of
things	were
your	work
put	from
who	look

# Credits

## Illustration Credits

Cover, pp. 35-34 (people on boat): Yuta Onoda  
Cover, pp. 40-41, 46-47 (truck): Antonio Javier Caparo  
Cover, pp. 58-59 (bird in tree): Francisco Fonseca  
pp. 76-77, 82-83: Ruben Chavez  
pp. 95: Oliver Dominguez  
pp. 100-101, 106-107: Gloria Felix  
p. 113: Betty Tang  
pp. 124-125: Jonathan@KJA-artists  
pp. 130-131, 136-137: Ralph Voltz  
pp. 143, 149: Nadiyah Suyatna  
p. 161: Robert Liu-Trujillo

## Photography Credits

Cover, pp. 22-23 (fish): Dray van Beeck/Shutterstock  
Cover, pp. 28-29 (micro plastics): Eric Dale/Dreamstime.com  
Cover, p. 23 (ship): Aun Photographer/Shutterstock  
Cover (green background): Torkiat8/Shutterstock  
Cover (chameleon body): Ipetlins/Dreamstime.com  
Cover (chameleon tail): Vera Larina/Shutterstock  
Cover (ER): Peter Etchells/Shutterstock  
Cover (EE): 26April/Shutterstock  
Cover, pp. 16-17 (hay): Nata-Lia/Shutterstock  
Cover (planet): Bram Janssens/Dreamstime.com  
Cover, p. 89 (fox): Broadpeak/Shutterstock  
Cover (UR): Stephen Whybrow/Shutterstock  
Cover (AI): northallertonman/Shutterstock  
Cover (OA): Waingro/Dreamstime.com  
Cover, p. 70 (chip): chaitavat kongchatree/Shutterstock  
p. 4 (smoke): Erik Mandre/Shutterstock  
p. 4 (skunk): Isselee/Dreamstime.com  
p. 5 (l): Stan Tekiela Author/Naturalist/Wildlife Photographer/Moment/Getty Images  
p. 5 (c): Nature Picture Library/Alamy Stock Photo  
p. 5 (r): Jupiterimages/PHOTOS.com/Getty Images  
pp. 10-11 (blue wave): Strizh/Dreamstime.com  
p. 10 (Pony Express): World History Archive/Alamy Stock Photo  
p. 10 (train): Dianne Leeth/Alamy Stock Photo  
p. 11 (tl): shurkin\_son/Shutterstock

p. 11 (tc): Ewing Galloway/Alamy Stock Photo  
p. 11 (tr): Glasshouse Images/Alamy Stock Photo  
p. 11 (airplane): Bygone Collection/Alamy Stock Photo  
p. 11 (computer): gt29/Shutterstock  
p. 11 (email graphic): Sompong Lekhawattana/Dreamstime.com  
p. 17 (l): Moonborne/Shutterstock  
p. 17 (c): Monkey Business Images/Shutterstock  
p. 17 (r): franckreporter/E+/Getty Images  
p. 23 (l): VStock /Alamy Stock Photo  
p. 23 (c): Larisa Blinova/Dreamstime.com  
p. 23 (sand): Love the wind/Shutterstock  
pp. 28-29: Eric Dale/Dreamstime.com  
p. 29 (l): Dean Drobot/Shutterstock  
p. 29 (c) (fish): Rich Carey/Shutterstock  
p. 29 (r): withGod/Shutterstock  
p. 52 (goat): Mariia Boiko/Shutterstock  
p. 52 (grass): Nudphon Phuengsuwan/Shutterstock  
p. 53 (grass): Novikov Alex/Shutterstock  
p. 53 (tree): Sync Rapeephat/Shutterstock  
p. 53 (l): A\_Lesik/Shutterstock  
p. 53 (c): Timur Abasov/Shutterstock  
p. 53 (r): Steve Dipaola/REUTERS/Newscom  
p. 64: Chuyu/Dreamstime.com  
pp. 64-65: Serdar Başak/Dreamstime.com  
p. 65 (l): J.Gaiger/Hulton Archive/Getty Images  
p. 65 (c): Sergii Petruk/Dreamstime.com  
p. 65 (r): Picture Post/Getty Images  
pp. 70-71: CKA/Shutterstock  
p. 71 (l): Urbanscape/Shutterstock  
p. 71 (c): engagedstock/Shutterstock  
p. 71 (r): baranozdemir/Getty Images  
pp. 88-89: Julia Tochilina/Shutterstock  
p. 88: imageBROKER/Alamy Stock Photo  
p. 89 (l): Vaclav Sebek/Shutterstock  
p. 89 (c): Menno Schaefer/Shutterstock  
pp. 112-113 (bg): long8614/Shutterstock  
p. 118 (t): Routhu Durgaprasad/Shutterstock  
p. 118 (m): Sebastian Kaulitzki/Dreamstime.com  
p. 118 (b): Puwadol Jaturawutthichai/Dreamstime.com  
pp. 118-119 (bg): ChooChin/Shutterstock

p. 119 (l): Jatumeth Susukh/Shutterstock  
p. 119 (c): faidzzainal/E+/Getty Images  
p. 119 (r): Leonello Calvetti/Dreamstime.com  
p. 154 (t): Nevada31/Shutterstock  
p. 154 (b): Susan Schmitz/Shutterstock  
p. 155 (l): Jose Luis Stephens/Shutterstock  
p. 155 (c): William Mullins/Alamy Stock Photo  
p. 155 (r): goodluz/Shutterstock  
pp. 160-161 (bg): Oksix/Dreamstime.com  
p. 160: Alex Staroseltsev/Shutterstock  
pp. 166-167 (bg): GL Archive/Alamy Stock Photo  
p. 166 (portrait): IanDagnall Computing/Alamy Stock Photo  
p. 167 (l): Allen Creative/Steve Allen/ Alamy Stock Photo  
p. 167 (c): Lebrecht Music & Arts/Alamy Stock Photo  
p. 167 (r): NH 41938 Emperor/U.S. Naval History and Heritage Command Photograph  
pp. 172-173 (bg): Dezzor/Dreamstime.com  
pp. 172-173 (statue): Chon Kit Leong/Alamy Stock Photo  
p. 173 (l): Denver Post via Getty Images  
p. 173 (c): Austrian Archives (S)/Imagno/Getty Images  
p. 173 (r): Davidhoffmannphotography/Dreamstime.com  
p. 178: Charles Brutlag/Dreamstime.com  
p. 179 (baby bird): Farinoza/Dreamstime.com  
p. 179 (nest): Jessamine/Dreamstime.com  
p. 179 (branch): Pretoperola/Dreamstime.com  
p. 179 (l): Bonnie Taylor Barry/Shutterstock  
p. 179 (c): Agnieszka Bacal/Shutterstock  
p. 179 (r): Delmas Lehman/Shutterstock  
p. 184 (t): Jay Ondreicka/Shutterstock  
p. 184 (b): Vera Larina/Shutterstock  
p. 185 (l): TM picture/Shutterstock  
p. 185 (c) Michael Valos/Dreamstime.com  
p. 185 (r): Chanut Adrien/Shutterstock  
p. 185 (b): Paul101/Shutterstock  
pp. 190-191: Ensuper/Shutterstock  
p. 190: Franz-Marc Frei/The Image Bank/Getty Images  
p. 191 (l): Michelle Gilders/Alamy Stock Photo  
p. 191 (c): Q-Images/Alamy Stock Photo  
p. 191 (r): Hill Street Studios/DigitalVision/Getty Images

