

 i-Ready[®] Learning

Phonics for Reading[®]

Anita Archer, Ph.D.

LEVEL
A

NOT FOR RESALE

ISBN 978-1-7280-8730-6

© 2023–Curriculum Associates, LLC
North Billerica, MA 01862

No part of this book may be reproduced by any means
without written permission from the publisher.

All Rights Reserved. Printed in USA.

1 2 3 4 5 6 7 8 9 10 11 12 13 14 15 25 24 23

Curriculum Associates[®]

Table of Contents

UNIT 1



Lesson 1

Decoding Instruction.....2
Decodable Sentence Expansion ..3
Independent Practice4

Lesson 2

Decoding Instruction.....6
Decodable Sentence Expansion ..7
Independent Practice8

Lesson 3

Decoding Instruction..... 10
Decodable Sentence
Expansion 11
Independent Practice 12

Lesson 4

Decoding Instruction..... 14
Decodable Sentence
Expansion 15
Independent Practice 16

Unit Check-Up

{ Check off your progress
as you complete each unit.

UNIT 2



Lesson 5

Decoding Instruction..... 18
Decodable Sentence
Expansion 19
Independent Practice 20

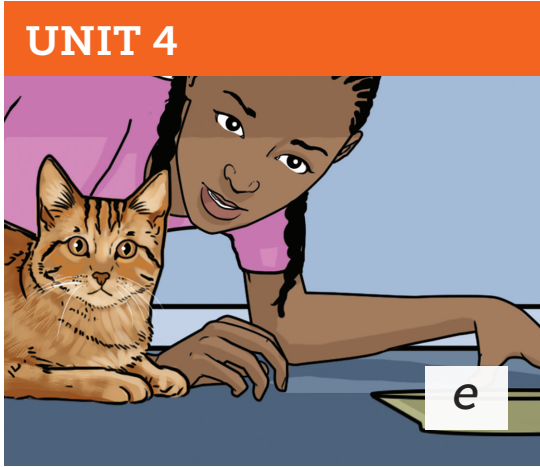

Lesson 6

Decoding Instruction..... 22
Decodable Sentence
Expansion 23
Independent Practice 24

Lesson 7

Decoding Instruction..... 26
Decodable Sentence
Expansion 27
Independent Practice 28

Unit Check-Up



Lesson 8

- Decoding Instruction..... 30
- Decodable Sentence
- Expansion 31
- Independent Practice 32

Lesson 9

- Decoding Instruction..... 34
- Decodable Sentence
- Expansion 35
- Independent Practice 36

Lesson 10

- Decoding Instruction..... 38
- Decodable Sentence
- Expansion 39
- Independent Practice 40

Unit Check-Up ○

Lesson 11

- Decoding Instruction..... 42
- Decodable Sentence
- Expansion 43
- Independent Practice 44

Lesson 12


- Decoding Instruction..... 46
- Decodable Sentence
- Expansion 47
- Independent Practice 48

Lesson 13

- Decoding Instruction..... 50
- Decodable Sentence
- Expansion 51
- Independent Practice 52

Unit Check-Up ○

Table of Contents (continued)



Lesson 14

Decoding Instruction.....	54
Decodable Sentence	
Expansion	55
Independent Practice	56

Lesson 15

Decoding Instruction.....	58
Decodable Sentence	
Expansion	59
Independent Practice	60

Lesson 16

Decoding Instruction.....	62
Decodable Sentence	
Expansion	63
Independent Practice	64

Unit Check-Up ○



Lesson 17

Decoding Instruction.....	66
Decodable Text	68
Independent Practice	70


Lesson 18

Decoding Instruction.....	72
Decodable Text	74
Independent Practice	76

Lesson 19

Decoding Instruction.....	78
Decodable Text	80
Independent Practice	82

Unit Check-Up ○



Lesson 20

Decoding Instruction..... 84
 Decodable Text 86
 Independent Practice 88

Lesson 21

Decoding Instruction..... 90
 Decodable Text 92
 Independent Practice 94

Lesson 22

Decoding Instruction..... 96
 Decodable Text 98
 Independent Practice 100

Lesson 23

Decoding Instruction..... 102
 Decodable Text 104
 Independent Practice 106

Unit Check-Up ○

Lesson 24

Decoding Instruction..... 108
Narrative Text
Chuck's Chipmunk..... 110
 Independent Practice 112

Lesson 25

Decoding Instruction..... 114
Narrative Text
A Trip to Get Fish..... 116
 Independent Practice 118


Lesson 26

Decoding Instruction..... 120
Narrative Text
Eggs to Sell..... 122
 Independent Practice 124

Unit Check-Up ○

Table of Contents (continued)

UNIT 9



Lesson 27

Decoding Instruction.....	126
Narrative Text	
<i>To Get a Pet</i>	128
Independent Practice	130

Lesson 28

Decoding Instruction.....	132
Narrative Text	
<i>Many Pets</i>	134
Independent Practice	136

Lesson 29

Decoding Instruction.....	138
Narrative Text	
<i>Cass is Glum</i>	140
Independent Practice	142

Lesson 30

Decoding Instruction.....	144
Narrative Text	
<i>Gram and Cass</i>	146
Independent Practice	148

Unit Check-Up ○



Resources

Spelling Journal.....	150
Word Lists	158
Unit Check-Up Bar Graph	163

Lesson

1

OBJECTIVES:

- to read and spell words containing *a* and *i*

Say Sounds

- A. Blending** Listen to the sounds or word parts as your teacher says a word slowly. Then say the word.
- B. Letter/Sound Associations** Look at the letter. Listen to your teacher say the sound. Then say the sound.

- | | | | | |
|----|---|------------|------------|-----|
| | | <u>ran</u> | <u>sit</u> | |
| 1. | a | i | a | s i |
| 2. | r | a | n | b t |
| 3. | l | i | a | f a |
| 4. | p | a | m | i d |
| 5. | j | i | a | h w |

Read Words

- C. New Words** Say the sound. Sound out the word. Read the word.

- | | | | |
|----|-------------|--------------|--------------|
| 1. | <u>a</u> m | <u>i</u> n | S <u>a</u> m |
| 2. | <u>a</u> n | N <u>a</u> n | <u>f</u> it |
| 3. | <u>m</u> an | <u>s</u> at | <u>s</u> it |
| 4. | fat | sad | lip |
| 5. | rip | ran | lap |

- D. Word Families** Read down. Read rapidly.

am Sam ham jam ram	an man Nan ran can	in tin pin win fin
--------------------------------	--------------------------------	--------------------------------



10 Second Challenge

- Cold Timing _____ words read
- Practice _____ words read
- Hot Timing _____ words read

E. Multisyllabic Challenge Words Sound out the syllables.

Read the whole word.

admit

fabric

rabbit

rapid

attic

F. High-Frequency Words Say. Spell. Read.

to on the with my

little and school he her


Spell Words**G. Spelling Journal** Turn to the Spelling Journal on page 150.**Read Text****H. Decodable Sentence Expansion** Read each set of sentences. Then expand the last sentence by telling **where**. Select the picture that goes with each set.

1. Nan had a rabbit.

Nan had a little rabbit.

Nan had a little rabbit on her lap.

... , Nan had a little rabbit on her lap.



2. The man had fabric.

The man had fabric with a rip.

The man had fabric with a little rip.

... , the man had fabric with a little rip.



3. Sam ran.

Sam, a fit man, ran.

Sam, a fit man, ran a rapid lap.

... , Sam, a fit man, ran a rapid lap.



Independent Practice

I. More Practice 1 Fill in each blank with the best word.

1. Sam _____ with Nan. fat sat cat
2. Nan _____ to school. ran tan man
3. The man is _____. sit fit sat
4. The _____ cat can nap. bat mat fat
5. Nan bit her _____. lip lap sip
6. He can _____ on the mat. rip sit tip
7. My _____ has a rip in it. hat hid hit
8. The little cat sat on _____. nap tap Nan
9. Nan is _____. sat sad sit
10. I am _____. Sam sit sat

My Points _____

J. More Practice 2 Draw a line under the sentence that goes best with each picture.

1. Sam ran to school.



Sam sat in school.

2. He sat on a lap.



He sat on a lip.

3. Nan had an attic.




Nan had a rabbit.

4. My little rabbit ran.




My little rabbit sat.

5. The fabric has a lip.



The fabric has a rip.

6. The rabbit is fat.



The rabbit is on my lap.

7. Sam and Nan ran.



The man ran.

8. Sam is a little sad.



Sam ran in the attic.

My Points _____

Lesson completed



Lesson
1

- 1. _____
- 2. _____
- 3. _____
- 4. _____
- 5. _____

My Points _____

Lesson
2

- 1. _____
- 2. _____
- 3. _____
- 4. _____
- 5. _____

My Points _____

Lesson
3

- 1. _____
- 2. _____
- 3. _____
- 4. _____
- 5. _____

My Points _____

Lesson
4

- 1. _____
- 2. _____
- 3. _____
- 4. _____
- 5. _____

My Points _____

Lesson
5

- 1. _____
- 2. _____
- 3. _____
- 4. _____
- 5. _____

My Points _____

Lesson
6

- 1. _____
- 2. _____
- 3. _____
- 4. _____
- 5. _____

My Points _____

Lesson
7

- 1. _____
- 2. _____
- 3. _____
- 4. _____
- 5. _____

My Points _____

Lesson
8

- 1. _____
- 2. _____
- 3. _____
- 4. _____
- 5. _____

My Points _____

Lesson
9

- 1. _____
- 2. _____
- 3. _____
- 4. _____
- 5. _____

My Points _____

Lesson
10

- 1. _____
- 2. _____
- 3. _____
- 4. _____
- 5. _____

My Points _____

Lesson
11

- 1. _____
- 2. _____
- 3. _____
- 4. _____
- 5. _____

My Points _____

Lesson
12

- 1. _____
- 2. _____
- 3. _____
- 4. _____
- 5. _____

My Points _____

Lesson
13

1. _____
2. _____
3. _____
4. _____
5. _____

My Points _____

Lesson
14

1. _____
2. _____
3. _____
4. _____
5. _____

My Points _____

Lesson
15

1. _____
2. _____
3. _____
4. _____
5. _____

My Points _____

Lesson
16

1. _____
2. _____
3. _____
4. _____
5. _____

My Points _____

Lesson
17

- 1. _____
- 2. _____
- 3. _____
- 4. _____
- 5. _____

My Points _____

Lesson
18

- 1. _____
- 2. _____
- 3. _____
- 4. _____
- 5. _____

My Points _____

Lesson
19

- 1. _____
- 2. _____
- 3. _____
- 4. _____
- 5. _____

My Points _____

Lesson
20

- 1. _____
- 2. _____
- 3. _____
- 4. _____
- 5. _____

My Points _____

Lesson
21

1. _____
2. _____
3. _____
4. _____
5. _____

My Points _____

Lesson
22

1. _____
2. _____
3. _____
4. _____
5. _____

My Points _____

Lesson
23

1. _____
2. _____
3. _____
4. _____
5. _____

My Points _____

Lesson
24

1. _____
2. _____
3. _____
4. _____
5. _____

My Points _____

Lesson
25

- 1. _____
- 2. _____
- 3. _____
- 4. _____
- 5. _____

My Points _____

Lesson
26

- 1. _____
- 2. _____
- 3. _____
- 4. _____
- 5. _____

My Points _____

Lesson
27

- 1. _____
- 2. _____
- 3. _____
- 4. _____
- 5. _____

My Points _____

Lesson
28

- 1. _____
- 2. _____
- 3. _____
- 4. _____
- 5. _____

My Points _____

Lesson
29

1. _____
2. _____
3. _____
4. _____
5. _____

My Points _____

Lesson
30

1. _____
2. _____
3. _____
4. _____
5. _____

My Points _____

LESSON 1	LESSON 2	LESSON 3	LESSON 4	LESSON 5	LESSON 6
New Words					
am	fix	bat	bib	on	Bob
in	ad	cat	Jim	ox	job
Sam	wax	his	bad	mob	lot
an	win	him	ham	mop	jot
Nan	van	can	did	map	him
fit	sap	bit	Dad	rat	box
man	sip	had	pad	rot	cab
sat	mad	hid	hat	fox	cob
sit	lid	pat	big	rod	hot
fat	map	pit	dip	rid	tip
sad	fin	hit	hit	not	hit
lip	fan	tan	mat	Nat	top
rip	rat	tin	gas	Bob	dot
ran	six	tap	has	rip	hip
lap	mix	tip	his	nod	hop

Challenge Words					
admit	tidbit	cabin	napkin	cannot	robin
fabric	limit	visit	picnic	fossil	solid
rabbit	satin	mishap	timid	hatbox	bobcat
rapid	valid	atlas	zigzag	topic	canvas
attic	habit	panic	victim	bandit	catnap

High-Frequency Words					
to	my	her	was	after	you
on	her	are	are	from	of
the	he	have	no	to	some
with	we	my	go	was	from
my	on	with	have	with	after
little	the	see	to	my	and
and	school	school	school	her	no
school	water	little	on	see	go
he	little	water	and	no	water
her	people	people	with	water	are

LESSON 7 LESSON 8 LESSON 9 LESSON 10 LESSON 11 LESSON 12

New Words

cot	up	bud	hug	Ed	get
cat	us	bid	big	fed	pet
tot	run	but	bug	set	hem
fox	rub	cub	pup	sit	bed
jog	sod	cab	tug	men	hum
jig	mug	tub	tag	red	pen
got	fun	cup	hum	not	pan
sop	fan	cod	cut	led	leg
cod	sun	hut	ham	lad	log
cap	pin	not	rut	web	lug
not	mud	nut	bun	met	bet
log	mad	hot	sub	lot	bat
pat	pun	bus	sob	let	ten
pot	rug	dug	jug	get	jet
pit	rig	dog	rot	rod	jot

Challenge Words

tactic	until	public	hubcap	upset	hectic
mimic	sunup	ribbon	submit	exit	helmet
combat	muffin	campus	summit	cobweb	hidden
tonsil	rustic	hiccup	vivid	sadden	denim
mascot	suntan	cotton	comic	panel	puppet

High-Frequency Words

put	they	she	into	look	where
of	very	went	after	down	went
from	put	saw	some	from	have
some	have	very	from	some	her
he	after	you	very	into	with
my	and	her	put	put	some
people	some	of	she	they	children
school	see	put	saw	very	into
little	was	he	went	saw	look
water	to	people	they	went	down

LESSON 13 LESSON 14 LESSON 15 LESSON 16 LESSON 17 LESSON 18

New Words

beg	off	Bill	lass	math	path
yet	miss	huff	hill	neck	back
pat	fill	dill	less	dash	hush
yes	hill	doll	gill	pack	wish
Don	mass	less	loss	path	with
den	pass	loss	Jess	cash	tack
wed	less	fuss	Bess	peck	bath
pet	jazz	mess	off	bath	mash
pot	kiss	hiss	moss	fish	kick
pit	puff	Jill	miss	rock	tuck
pop	putt	mutt	toss	dish	cash
Mom	Jeff	boss	doll	moth	rush
hen	egg	fill	fill	pick	rash
him	will	Bess	Jeff	Jack	lock
leg	mitt	fell	boss	rack	luck

Challenge Words

rotten	sunset	sunlit	laptop	dishrag	backlog
comet	kitten	tennis	fitness	bathtub	backpack
fatten	eggnog	suffix	gossip	within	packet
inlet	signal	sadness	dismiss	vanish	punish
happen	cactus	unless	hilltop	racket	ticket

High-Frequency Words

said	play	be	be	for	into
to	be	have	we	put	for
we	said	into	after	my	some
of	some	with	where	they	from
from	where	went	went	where	put
some	down	play	play	long	play
look	saw	her	said	saw	children
down	children	down	children	you	the
where	from	children	with	work	long
children	after	said	her	water	you

LESSON 19

LESSON 20

LESSON 21

LESSON 22

LESSON 23

LESSON 24

New Words

duck	rust	nest	jump	risk	when
dock	fast	lamp	pump	test	ship
bath	bump	must	band	west	chip
path	lend	last	hand	desk	chat
deck	lent	bump	tent	land	that
sack	mask	fist	ramp	best	shed
mash	list	sent	mend	bend	this
sock	rest	cast	dust	damp	thus
mesh	lump	send	dusk	ramp	chop
sash	lost	desk	vast	bump	whip
tack	mend	went	tusk	fast	shop
mush	lamp	fund	task	pest	then
lick	hand	sand	wind	past	whiz
pick	hint	mask	pond	lump	chin
gush	ask	mint	husk	pond	thud

Challenge Words

backup	insist	disgust	dentist	unjust	chipmunk
polish	absent	contest	invest	extend	nutshell
publish	fastness	discuss	locket	husband	shamrock
bucket	backrest	pocket	sandbox	indent	chitchat
hammock	intend	jackpot	invent	socket	banish

High-Frequency Words

was	was	have	some	be	saw
she	from	very	my	he	into
down	put	are	are	she	was
saw	for	they	down	we	to
for	very	you	work	after	said
little	work	long	and	go	work
water	her	see	school	long	put
work	where	her	see	the	down
play	said	look	play	where	children
long	people	children	the	no	and


LESSON 25	LESSON 26	LESSON 27	LESSON 28	LESSON 29	LESSON 30
New Words					
shed	when	sled	plot	grab	bran
this	chin	fled	skin	plum	grin
shop	then	bran	step	grin	spot
that	them	Fred	flap	flat	snip
thin	thin	crib	skid	grip	trap
chin	shed	sped	trim	drum	slim
ship	whiz	brim	stop	club	drip
chap	shut	clam	skip	Glen	grip
chat	shin	flat	crab	slid	slip
whip	chug	snap	flag	twin	crop
chug	chum	snip	drag	glad	clam
chip	shell	twig	stem	spot	flip
then	that	clap	plan	skit	frog
shut	chap	crop	Stan	drag	skin
when	this	drop	trip	spin	stop

Challenge Words					
whiplash	radish	snapshot	traffic	clinic	drumstick
fishnet	endless	bobsled	jacket	unpack	rocket
thickness	eggshell	nostril	flapjack	frantic	plastic
potluck	shipment	restless	planet	backdrop	drastic
jobless	basket	bottom	wagon	gladness	ballad

High-Frequency Words					
go	very	be	my	was	from
no	have	he	they	said	water
some	they	she	are	school	very
after	of	where	some	into	after
for	are	from	after	you	where
see	water	play	long	my	saw
her	work	you	for	people	some
the	look	school	from	after	into
they	little	long	of	very	down
people	put	down	have	for	long

Total Points per Check-Up

Name: _____



Credits

Illustration Credits

Cover, p. 105 (kids): Carolina Cerqueira
Cover (spider web & running dog): Ed Hammond
p. 75: Lyman Dally
p. 87: Terry Wong
p. 99: Chuck Gonzales
pp. 110, 111: Chuck Gonzales
pp. 134, 135, 128, 129: Jason Lyon
pp. 140, 141, 146, 147: Nadiyah Suyatna
All other illustrations: Ed Hammond

Photography Credits

Cover (hiker): Olga Danylenko/Shutterstock
Cover (beetle): YapAhock/Shutterstock
Cover (ND): LuapVision/Shutterstock
Cover, p. 117 (boat): Chicco7/Dreamstime.com
Cover (bobsled): Dmytro Aksonov/E+/Getty
Cover, p. 123 (farmer): alvarez/E+/GettyImages
Cover (CR): J.D.S/Shutterstock
Cover, p. 81 (trees): dugdax/Shutterstock
Cover (fans): spatuletail/Shutterstock
Cover (bear): WildMedia/Shutterstock
Cover (ZZ): Gregory James Van Raalte/Shutterstock
Cover (SK): Phillip Gray/Dreamstime.com
Cover (TH): Erik Chalhoub/Shutterstock
p. 69 (c): Pixel-Shot/Shutterstock
p. 69 (r): Krit of Studio OMG/Moment/Getty Images
p. 81 (l) (kids): pixelheadphoto digitalskillet/Shutterstock
p. 81 (c): burntmoon.com/Alamy Stock Photo
p. 81 (r): Yaman Mutart/Shutterstock
p. 93 (l): Kenishirotie/Shutterstock
p. 93 (c): EyeEm/Alamy Stock Photo
p. 93 (r): Dnaveh/Dreamstime.com
pp. 116-117 (bg): Dan Bach Kristensen/Shutterstock
pp. 116-117 (birds): ILYA AKINSHIN/Shutterstock
p. 116 (boat): Cwieders/Dreamstime.com
p. 117 (l): Daniel Logan/Dreamstime.com
p. 117 (r): Jorge Manso/Shutterstock
p. 122 (chick): Szasz-Fabian Jozsef/Shutterstock
p. 122 (chicken): mariesacha/Shutterstock
p. 123 (t): JIANG HONGYAN/Shutterstock
p. 123 (l): lovelypeace/Shutterstock
p. 123 (c) (woman): FG Trade Latin/E+/Getty Images
p. 123 (c) (chicken art): Beart Creative/Shutterstock

