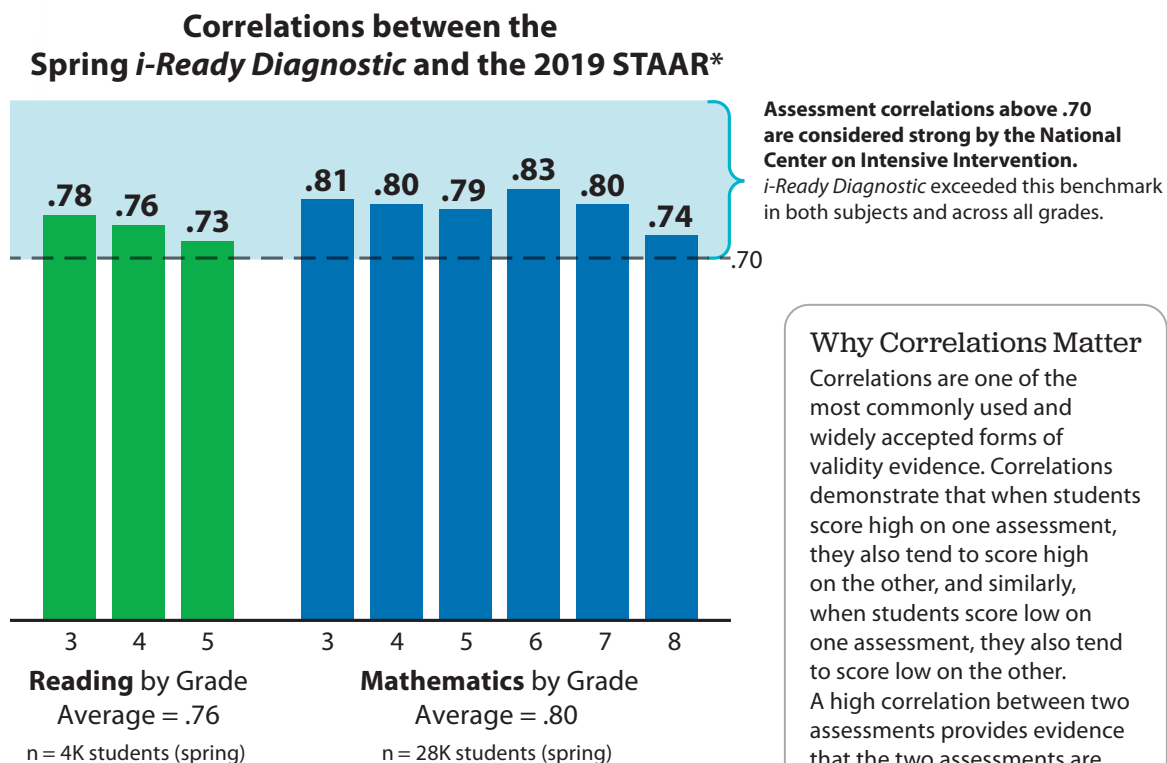


i-Ready Diagnostic: Linking Study with the State of Texas Assessments of Academic Readiness (STAAR)

Curriculum Associates, in partnership with the Educational Research Institute of America (ERIA), conducted a large-scale study on the relationship between *i-Ready Diagnostic* and the 2019 STAAR. The research found a high correlation between *i-Ready Diagnostic* and the STAAR.

Correlation between *i-Ready Diagnostic* and STAAR

ERIA collected data from more than 30,000 students across nine districts in Texas. These districts were selected for participation in the study to provide a general representation of the state in terms of factors such as urbanicity, race/ethnicity, and socioeconomic status. The research study found a strong correlation between *i-Ready Diagnostic* scores and scores on the STAAR administered during the 2018–2019 school year.



*The 2018–2019 sample did not include enough students with Reading scores in Grades 6–8 to provide correlation results.

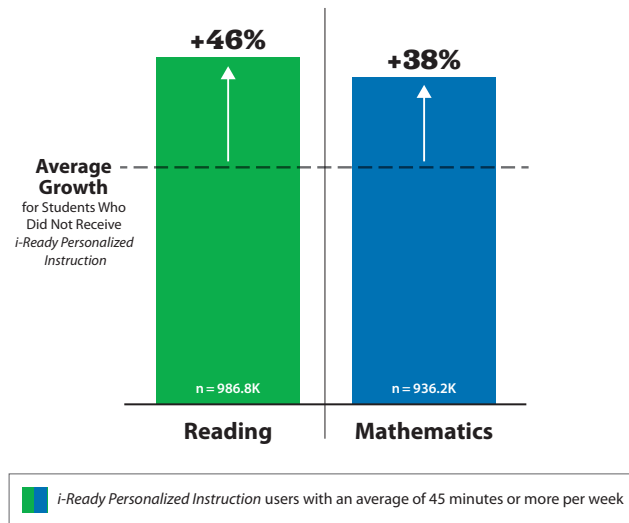
Students receiving *i-Ready Personalized Instruction* experience remarkable gains.

The Curriculum Associates Research team analyzed data from more than one million students who took the *i-Ready Diagnostic* in the 2017–2018 school year. This large-scale study provides additional support that *i-Ready* is a well-researched program that meets the criteria for “evidence-based” as outlined by the Every Student Succeeds Act (ESSA).

Students achieve greater growth with *i-Ready*.

Students receiving *i-Ready Personalized Instruction* for an average of 45 minutes or more per subject per week for at least 18 weeks showed statistically significantly greater growth than the average student who did not receive *i-Ready Personalized Instruction* during the 2017–2018 school year.

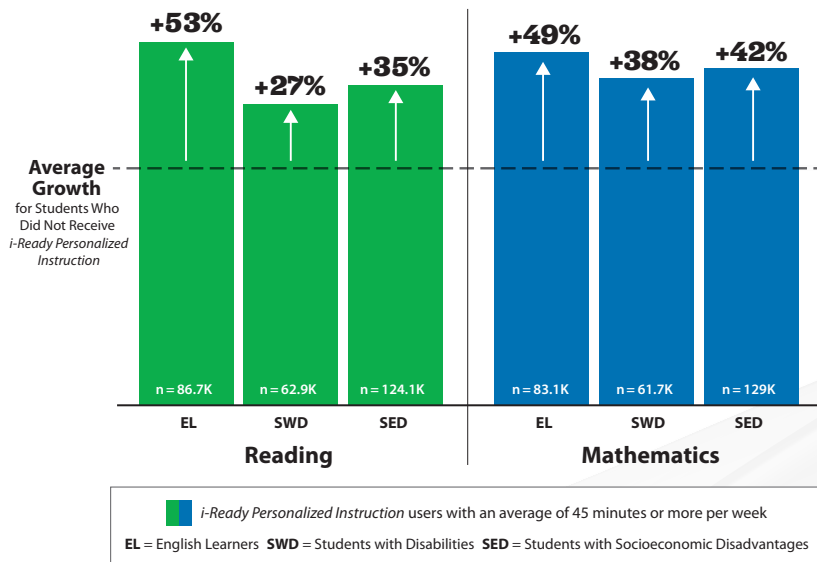
Score Gains for Students Receiving *i-Ready Personalized Instruction* Relative to Students Not Receiving *i-Ready Personalized Instruction*



i-Ready accelerates growth for key student groups.

Students who are English Learners (EL), students with disabilities (SWD), and students with socioeconomic disadvantages (SED) receiving *i-Ready Personalized Instruction* all saw statistically significantly greater growth than students from the same subgroups who did not have access to the program during the 2017–2018 school year.

Score Gains for Key Student Groups Receiving *i-Ready Personalized Instruction* Relative to Key Student Groups Not Receiving *i-Ready Personalized Instruction*



Learn More: Contact your local Curriculum Associates representative or call Customer Service at (800) 225-0248.