

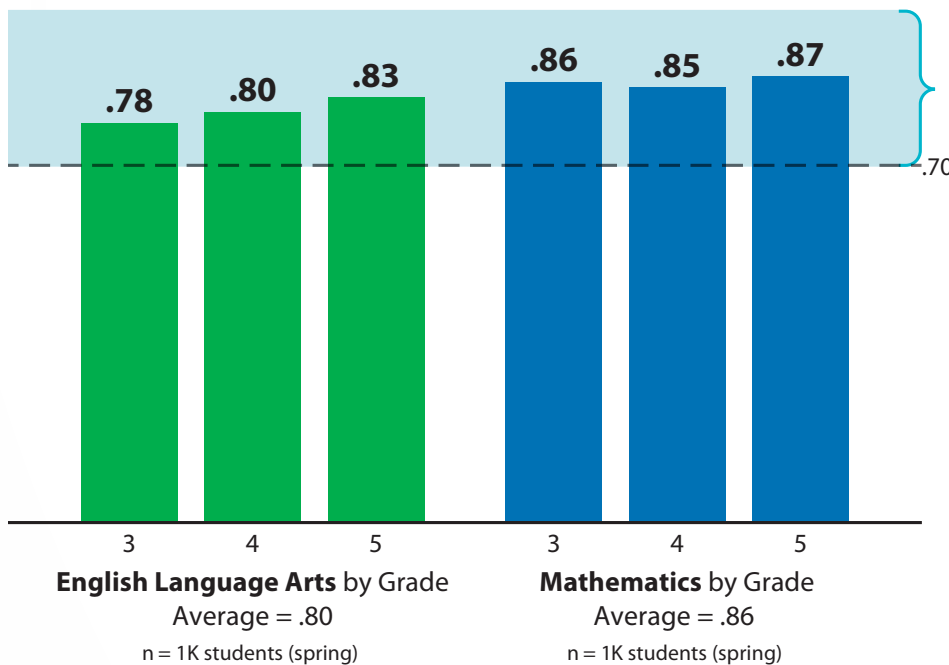
i-Ready Diagnostic: Linking Study with the Alabama Comprehensive Assessment Program (ACAP)

Curriculum Associates conducted a study on the relationship between *i-Ready Diagnostic* and the 2019 ACAP. The research found a high correlation between *i-Ready Diagnostic* and the ACAP.

Correlation between *i-Ready Diagnostic* and ACAP

Curriculum Associates conducted a study on the relationship between *i-Ready Diagnostic* and a 2019 beta version of the ACAP. Data from more than 1,000 students across four districts in Alabama was collected. These districts were selected for participation in the study specifically to be representative of the state in terms of factors such as urbanicity, race/ethnicity, and socioeconomic status. The research study found a strong correlation between *i-Ready Diagnostic* scores and scores on the 2019 ACAP for Grades 3–5, the primary grades in which *i-Ready* is used in Alabama for which there is a state summative assessment in place.

Correlations between the Spring *i-Ready Diagnostic* and the 2019 ACAP



Assessment correlations above .70 are considered strong by the National Center on Intensive Intervention. *i-Ready Diagnostic* exceeded this benchmark in both subjects and across all grades.

Why Correlations Matter

Correlations are one of the most commonly used and widely accepted forms of validity evidence. Correlations demonstrate that when students score high on one assessment, they also tend to score high on the other, and similarly, when students score low on one assessment, they also tend to score low on the other. A high correlation between two assessments provides evidence that the two assessments are measuring similar constructs.

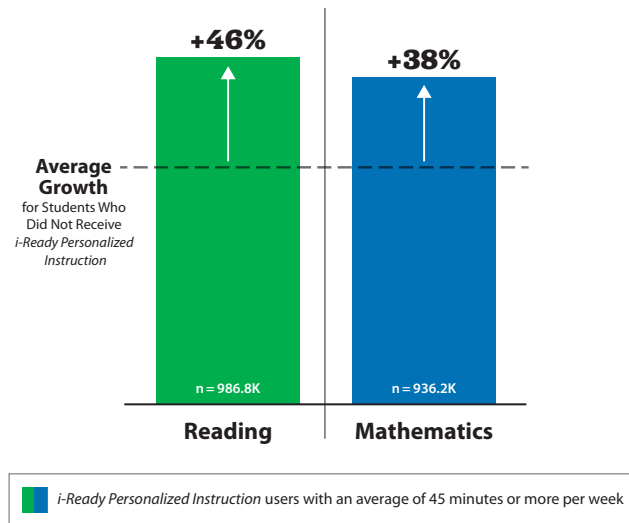
Students receiving *i-Ready Personalized Instruction* experience remarkable gains.

The Curriculum Associates Research team analyzed data from more than one million students who took the *i-Ready Diagnostic* in the 2017–2018 school year. This large-scale study provides additional support that *i-Ready* is a well-researched program that meets the criteria for “evidence-based” as outlined by the Every Student Succeeds Act (ESSA).

Students achieve greater growth with *i-Ready*.

Students receiving *i-Ready Personalized Instruction* for an average of 45 minutes or more per subject per week for at least 18 weeks showed statistically significantly greater growth than the average student who did not receive *i-Ready Personalized Instruction* during the 2017–2018 school year.

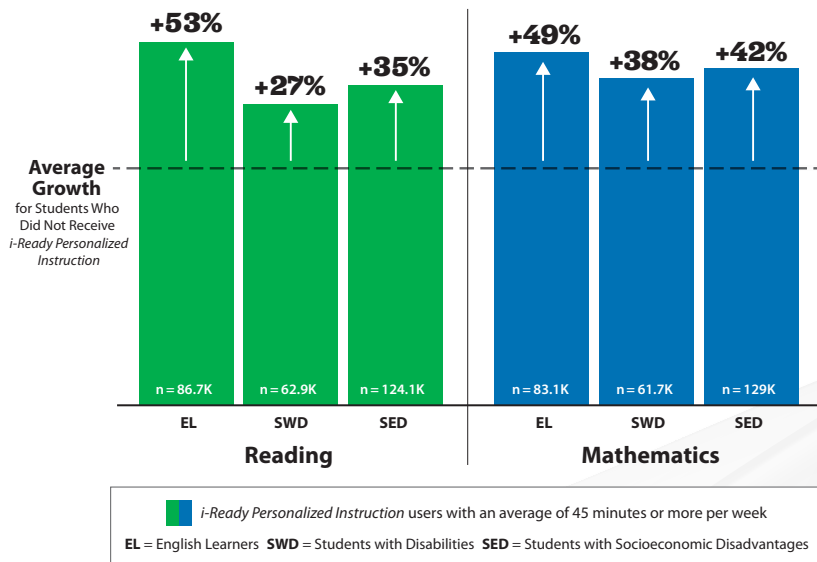
Score Gains for Students Receiving *i-Ready Personalized Instruction* Relative to Students Not Receiving *i-Ready Personalized Instruction*



i-Ready accelerates growth for key student groups.

Students who are English Learners (EL), students with disabilities (SWD), and students with socioeconomic disadvantages (SED) receiving *i-Ready Personalized Instruction* all saw statistically significantly greater growth than students from the same subgroups who did not have access to the program during the 2017–2018 school year.

Score Gains for Key Student Groups Receiving *i-Ready Personalized Instruction* Relative to Key Student Groups Not Receiving *i-Ready Personalized Instruction*



Learn More: Contact your local Curriculum Associates representative or call Customer Service at (800) 225-0248.