

Magnetic Reading™



Foundations

A Y x m
k j s b r c n i b
o d y a h w f Q g p e



GRADE
K
VOLUME
TWO

Magnetic Reading™

Foundations

Grade K • Volume 2



NOT FOR RESALE

ISBN 978-1-7280-5428-5

©2023–Curriculum Associates, LLC

North Billerica, MA 01862

No part of this book may be reproduced by any means
without written permission from the publisher.

All Rights Reserved.

Printed in USA.

15 14 13 12 11 10 9 8 7 6 5 4 3 2 1

22 23 24

Curriculum Associates



Ab


C^DdEe



FfGg



H^hiJK



L^MN

Table of Contents

In My Community 5

WEEK 16 At the Shops

SESSIONS 1-2 Short a Words	6
Let's Read! Get It!	12
SESSIONS 3-4 Short a Words	14
Let's Read! Bag It!	20

WEEK 17 At the Park

SESSIONS 1-2 Short i Words	24
Let's Read! At Bat	30
SESSIONS 3-4 Short i Words	32
Let's Read! The Big Job	38

WEEK 18 Time to Eat

SESSIONS 1-2 Short o Words	42
Let's Read! Kip Gets a Cup	48
SESSIONS 3-4 Short o Words	50
Let's Read! Yum!	56

WEEK 19 At the Doctor

SESSIONS 1-2 Short e Words	60
Let's Read! Bob the Vet	66
SESSIONS 3-4 Short e Words	68
Let's Read! Ben Cut His Leg	74

WEEK 20 At the Pool

SESSIONS 1-2 Short u Words	78
Let's Read! Her Cubs Swim	84
SESSIONS 3-4 Short u Words	86
Let's Read! Tut Gets in It	92

Ab

C^DdE^e

FfGg

H^hiJKL^MN^o_npTable of Contents *continued*

Stories About... 97

WEEK 21 Things That Swim

SESSIONS 1-2 Digraph -ck	98
Let's Read! Six Ducks	104
SESSIONS 3-4 Digraph -ck	106
Let's Read! Rick and Bub	112

WEEK 22 Things That Make Noise

SESSIONS 1-2 Final -ss, -ll	116
Let's Read! Hot Sun	122
SESSIONS 3-4 Final -ff, -zz	124
Let's Read! Yes, We Can!	130

WEEK 23 Things to Make

SESSIONS 1-2 Long a: a_e	134
Let's Read! In a Box	140
SESSIONS 3-4 Long a: a_e	142
Let's Read! Bag of Fun	148

WEEK 24 Things That Move

SESSIONS 1-2 Long i: i_e	152
Let's Read! Bike Time	158
SESSIONS 3-4 Long i: i_e	160
Let's Read! My Kite	166

WEEK 25 Funny Things

SESSIONS 1-2 Long o: o_e	170
Let's Read! Fun Joke Time	176
SESSIONS 3-4 Long o: o_e	178
Let's Read! Miles Hid a Bone	184



What's the Weather? 189

WEEK 26 Sunny Days

SESSIONS 1-2 Long u: u_e	190
Let's Read! It Is Hot	196
SESSIONS 3-4 Long u: u_e	198
Let's Read! Sun in June	204

WEEK 27 Cloudy Days

SESSIONS 1-2 Long e: ee	208
Let's Read! Who Needs Sun?	214
SESSIONS 3-4 Long e: ee, e_e	216
Let's Read! Eve Meets Pete	222

WEEK 28 Rainy Days

SESSIONS 1-2 Review Short and Long a ..	226
Let's Read! Pit Pat	232
SESSIONS 3-4 Review Short and Long i ..	234
Let's Read! Tim in His Rig	240


WEEK 29 Windy Days

SESSIONS 1-2 Review Short and Long o ..	244
Let's Read! On Cole Lake	250
SESSIONS 3-4 Review Short and Long u ..	252
Let's Read! A Big Gale	258

WEEK 30 Snowy Days

SESSIONS 1-2 Review Short and Long e ..	262
Let's Read! Reed Makes a Pal	268
SESSIONS 3-4 Review Sound-Spellings ..	270
Let's Read! Hats and Socks	276

Let's Review!	281
----------------------------	-----



UNIT 6

What's the Weather?

Talk about the Unit Words and Topic.



cloud



feel



out



sky



Complete the words.





Trace and write each word.

do

into

very

who

1.

do

Blank handwriting lines for the word 'do'.

2.

into

Blank handwriting lines for the word 'into'.

3.

very

Blank handwriting lines for the word 'very'.

4.

who

Blank handwriting lines for the word 'who'.

Read out loud.

1. feed week feel

2. seen heel peek

3. cube tube rule

4. What do seeds need?



Trace and write the letters. Fill the lines. Circle your best letters!

Tracing practice for uppercase letter 'C'. Two dotted 'C's are shown on a set of three horizontal lines (top, middle dashed, bottom). Each 'C' has a '1' at the top with a downward arrow, and a '2' on the right with a curved arrow following the shape. To the right of each 'C' is a blank space on the same lines for independent practice.

Tracing practice for lowercase letter 'c'. Two dotted 'c's are shown on a set of three horizontal lines. Each 'c' has a '1' at the top with a downward arrow, and a '1' on the left with a curved arrow following the shape. To the right of each 'c' is a blank space on the same lines for independent practice.

Tracing practice for uppercase letter 'H'. Two dotted 'H's are shown on a set of three horizontal lines. Each 'H' has four numbered arrows: '1' (downward), '2' (rightward), '3' (rightward), and '4' (rightward). To the right of each 'H' is a blank space on the same lines for independent practice.

Tracing practice for lowercase letter 'h'. Two dotted 'h's are shown on a set of three horizontal lines. Each 'h' has a '1' at the bottom with a rightward arrow, and a '1' on the left with a curved arrow following the shape. To the right of each 'h' is a blank space on the same lines for independent practice.

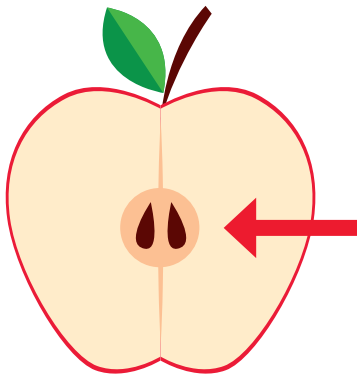
Write your name.

Blank handwriting lines for writing a name, consisting of a top solid line, a middle dashed line, and a bottom solid line.

Listen and write the words.



1.



2.

Listen and write the sentence.

3.



Write the missing letters to spell the words.

do

into

very

who

1. d _____

2. i _____ o

3. v _____ y

4. w _____

Let's Read!

Words with Long e: ee

Super Words: **do**, **into**, **very**, **who**

Who Needs Sun?




Jan and Jim feel hot.

June Sun is **very** hot.

The pals **do** not like June Sun.

Big clouds came **into** the sky.

Who needs hot June Sun?



Jan and Jim miss June Sun.

“I have not seen it in weeks!”

“We need June Sun to get big.”

June Sun peeks out in time.

Jan and Jim get big!

Draw lines to sort words.

beep

meet

Pete

feet

eve

keep





Trace the Super Word to complete each sentence.
Read aloud with a partner.

1. Do you feel fine?

2. Eve is very late.

3. Who is Pete?

4. The seed fell into the hole.

Read out loud.

1. keep meet eve

2. Pete deep feet

3. June tune use

4. Could Eve meet Pete?



Trace and write the letters. Fill the lines. Circle your best letters!



Write your name.

Blank handwriting lines for writing a name.

Listen and write the words.



1.



2.

Listen and write the sentence.

3.



Build sentences! Write the missing words.

do **into** **very** **who**

1. _____ eels have fins?
2. _____ keeps the weeds?
3. Eve came _____ the lake.
4. The lake is _____ deep.

Eve Meets Pete



Eve is a big, deep cloud.

Eve is **very** sad in the sky.

"Who do I meet up in the sky?"

One week, Eve met a gull.

"My name is Pete!" peeps Pete.



Pete and Eve make a fun rule.

Pete will ride up **into** the sky.

Pete will tuck his feet in.

Pete will puff up like a cube.

Is it Pete or is it Eve?

Listen and write the letters.

1.

2.

3.

4.

Listen and write the words.

1.

Handwriting lines for item 1: a solid top line, a dashed middle line, and a solid bottom line.

2.

Handwriting lines for item 2: a solid top line, a dashed middle line, and a solid bottom line.

Listen and write the Super Words.

1.

Handwriting lines for item 1: a solid top line, a dashed middle line, and a solid bottom line.

3.

Handwriting lines for item 3: a solid top line, a dashed middle line, and a solid bottom line.

2.

Handwriting lines for item 2: a solid top line, a dashed middle line, and a solid bottom line.

4.

Handwriting lines for item 4: a solid top line, a dashed middle line, and a solid bottom line.

Listen and write the letters.

1.

2.

3.

4.

The page contains four sets of handwriting lines, each corresponding to a numbered prompt. Each set consists of three horizontal lines: a solid top line, a dashed middle line, and a solid bottom line. The lines are light blue and extend across the width of the page.

Listen and write the words.

1.

2.

3.

4.

Listen and write the Super Words.

1.

2.

3.


4.

What's the Weather?

Find and circle things with letters and sounds from the unit.

mule rake seed sun kite dog cat rose





Let's Review!

Letter Train 282

Alphapillar 283

UNIT 4 Cumulative Review

WEEK 16 284

WEEK 17 286

WEEK 18 288

WEEK 19 290

WEEK 20 Unit Review 292

UNIT 6 Cumulative Review

WEEK 26 304

WEEK 27 306

WEEK 28 308

WEEK 29 310

WEEK 30 Unit Review 312

UNIT 5 Cumulative Review

WEEK 21 294


WEEK 22 296

WEEK 23 298

WEEK 24 300

WEEK 25 Unit Review 302

Letter Train





Alphapillar





a b c d e

f g h i j k l

m n o p q r s

t u v w x y z

Use the letters in the picture to make words.



1.

2.

3.

4.

Build a story! Write the missing words.

for

he

she

1. Did Dad get jam _____ us?


2. Yes, _____ did.

3. Did Mom get yams _____ us?

4. Yes, _____ did.


Write **id**, **ill**, **ig**, **in**, **ip**, or **it** to complete each word.

1.



p

3.



l

2.



w

4.



l

Build a story! Write the missing words.

she

some

that

1. Jin can get _____ jam.

2. Jin taps _____ lid.

3. Can _____ get it?

4. Yes, _____ did. Yum!

Circle and write the word that names each picture.

1.



dog

pit

pot

2.



hop

log

hill

3.



cob

mop

rip



Build a story! Write the missing words.

of

that

they

1. Can Tam and Rob get _____ dog?

2. The dog hid in a box _____ hats!

3. Did _____ get the dog?

4. Yes, Tam and Rob got _____ dog!

Write **et**, **eg**, **ed**, **en**, or **ell** to complete each word.

1.



j

2.



b

3.



w

4.



t

Build a story! Write the missing words.

his

they

was

1. It _____ wet.

2. Ted had _____ dog.

3. Did _____ get wet?

4. Ted and _____ dog got wet!

Circle and write the word that names each picture.

1.



sub

sun

set

2.

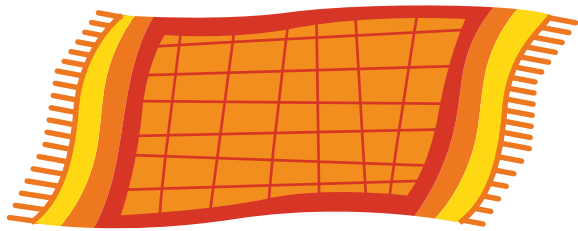


cub

cut

cup

3.



rug

run

red



Build a story! Write the missing words.

her


his

when

1. Cam hums _____ the sun is up.
2. She gets _____ mug and a bun.
3. Gus is _____ dog.
4. He is in _____ bed.

Write **ack**, **eck**, **ick**, **ock**, or **uck** to complete each word.

1.



d

3.




s

2.



r

4.



t



Build a story! Write the missing words.

are

have

her

one

with

1. Jack and Nick _____ on the deck.

2. They _____ a pet duck.





3. The duck sat _____ Jack and Nick.

4. Jack and Nick pat _____ back.

5. The duck had _____ quick quack!

Sort the words.

hill	mess	fizz	puff	tell
miss	buzz	doll	pass	huff



Handwriting practice lines for the 'll' column, consisting of four sets of three horizontal lines (top, dashed middle, bottom).

Handwriting practice lines for the 'zz' column, consisting of four sets of three horizontal lines (top, dashed middle, bottom).

Handwriting practice lines for the 'ss' column, consisting of four sets of three horizontal lines (top, dashed middle, bottom).

Handwriting practice lines for the 'ff' column, consisting of four sets of three horizontal lines (top, dashed middle, bottom).



Build a story! Write the missing words.

be

have

no

so

we

1. _____ run up the hill!

2. Jeff tags Nell _____ Nell tags Bill.


3. Will Nell _____ it?

4. _____, Bill is it!

5. We _____ fun.

Circle and write the word that names each picture.

1.

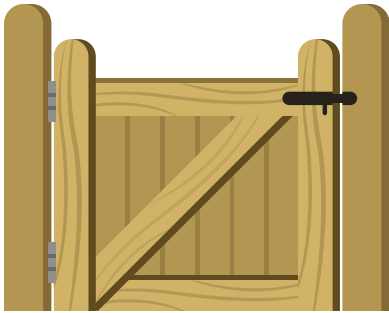


cane

name

lake

2.




gate

sale

wave

3.



fade

tape

date



Build a story! Write the missing words.

from

or

there

this

we

1. Is _____ cake for Jane?


2. Did Mom _____ Dad bake the cake?

3. Is _____ doll for Jane?

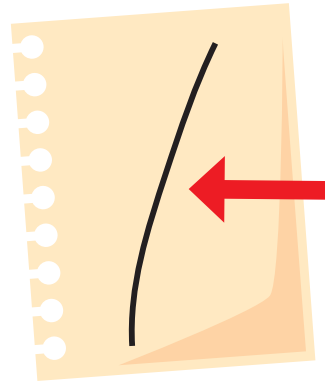
4. Yes, the doll is _____ us.

5. _____ got Jane a doll!


Circle the letters in each picture name.



ipe | ike



ite | ine



ime | ike



ime | ide



ipe | ile



ive | ine



Build a story! Write the missing words.

about

by

my


out

there

1. Mike is up _____.
2. He is on _____ bike.
3. He is _____ for a ride.
4. Mike rides _____ the pines.
5. Mike rides for _____ a mile.

Write **ode**, **oke**, **ole**, **one**, **ope**, or **ose** to complete each word.

1.



r

2.



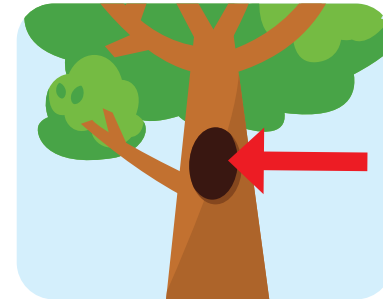
b

3.



h

4.



h



Build a story! Write the missing words.

could

out

said

what

would

1. _____ you tell us a joke?

2. _____ is red and came from a hole?


3. _____ it be a rose?

4. "No!" Cole _____.

5. A mad mole came _____ of its hole!

Write **ube**, **ule**, **une**, or **use** to complete each word.

1.




m

2.




d

3.



c

4.



t



Build a story! Write the missing words.

as

has


could

their

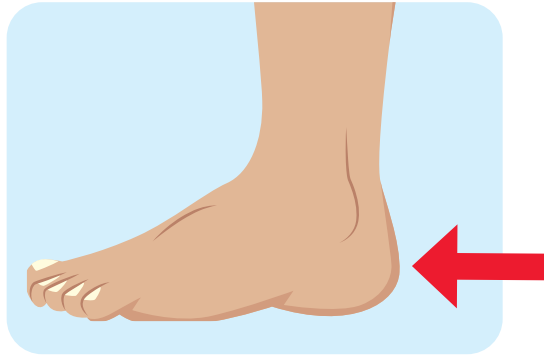
were

1. Jude and June _____ ride a mule.
2. The mule _____ a tan nose.
3. They _____ on a dune.
4. Did the mule nip _____ it ran?
5. Yes, _____ mule is rude!


Circle the letters that each picture name ends with.



eed | eek



een | eel



ete | eep



eet | een



eve | eet



eed | eet



Build a story! Write the missing words.

do

has

into

very

who

1. Eve _____ a dog, Pete.
2. So _____ feeds Pete?
3. Eve, _____ you feed Pete?
4. Pete gets _____ the cake!
5. Pete is _____ quick!


Circle and write the word that names each picture.

1.



cap
cape
cup

2.



pin
pine
pan

3.



kit
kite
cat



Build a story! Write the missing words.

do

more

other

people

your

1. Is this _____ cake?

2. No, mine is the _____ cake.

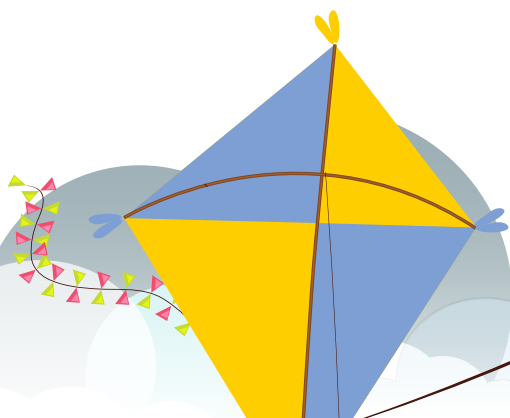

3. A lot of _____ like this cake.

4. _____ you like it?

5. Yes, but I like mine _____!

Sort the words.

tune	luck	poke	hop
dug	tube	sock	rode



short o

long o

short u

long u



Build a story! Write the missing words.

all

also

call

many

more

1. June has so _____ rules.

2. June gets _____ the dolls.

3. She _____ gets the jugs.

4. June gets some _____ nuts.

5. I _____ that rude!

Circle and write the word that names each picture.

1.

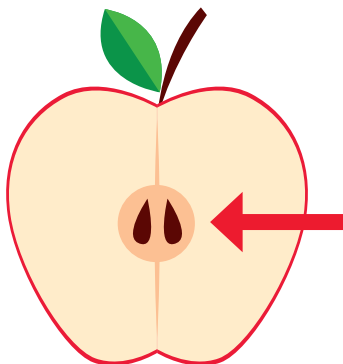


bed

bit

beet

2.



set

seek

seed

3.



cat

cave

cot



Build a story! Write the missing words.

down

how

many

now

which

1. Meg fell _____.

2. _____ is she?

3. _____ leg was cut?

4. Meg had _____ cuts.

5. But Meg feels fine _____.

Credits

Illustration Credits for Volume 2 (Units 4-6)

Cover (l to r): Holli Conger, John Joven, Olga Skomorokhova;

Back Cover (l to r): Katie Crumpton, Lara Dombret, John Joven, Holli Conger;

Spot Art: Tim Bradford, Bumblecat Design & Illustration, Sam Loman, Diego Vaisberg, Laura Watson

Unit 4

p. 5 (clockwise l to r): Anna Jones, Agurtzane Abajo, Aya Kekeda, Nadia Gunawan, (t to b): Nadia Gunawan, Aya Kekeda, Agurtzane Abajo, Rob Sayegh, Anna Jones,

pp. 12-13: Dean Gray;

p. 14: VectorShow/Shutterstock;

pp. 20-21: Nadia Gunawan;

pp. 30-31: Angela Edmonds;

pp. 38-39: Aya Kekeda;

p. 42: Anna de la Cruz/Shutterstock;

pp. 48-49: Jannie Ho;

p. 50: SurfsUp/Shutterstock;

pp. 56-57: Viviana Garofoli;

pp. 60, 68: Olga1818/Shutterstock;

pp. 66-67: Kamala Nair;

pp. 74-75: Rob Sayegh;

pp. 84-85: Ana Sanfellipo;

p. 86: PixMarket/Shutterstock;

pp. 92-93: Priscilla Burris;

p. 96: Laura Watson

Unit 5

p. 97 (clockwise l to r): Martina Peluso, Holli Conger, Olga Skomorokhova, Marcela Calderón, (t to b): Laura Gonzalez, Martina Peluso, Holli Conger, Marcela Calderón, Olga Skomorokhova;

pp. 104-105: Laura Gonzalez;

p. 106: Vektor Illustration/Shutterstock;

pp. 112-113: Laura Gonzalez;

pp. 122-123: Martina Peluso;

pp. 130-131: Martina Peluso;

p. 134: MuchMania/Shutterstock, Amalgamka/Shutterstock;

pp. 140-141: Holli Conger;

pp. 148-149: Holli Conger;

p. 152: Allies Interactive/Shutterstock;

pp. 158-159: Mackinzie Rekers;

pp. 166-167: Mackinzie Rekers;

pp. 176-177: Olga Skomorokhova;

pp. 184-185: Olga Skomorokhova;

p. 188: Laura Watson

Unit 6

p. 190: Lukpedclub/Shutterstock;

pp. 196-197: Sam Loman;

p. 198: Valentina Rychkova/Shutterstock, Curiosity/Shutterstock;

pp. 204-205: Jannie Ho;

p. 208: Incomible/Shutterstock, Curiosity/Shutterstock;

pp. 214-215: Dean Gray;

pp. 216, 252: Inkley Studio/Shutterstock;

pp. 222-223: Dean Gray;

pp. 232-233: Jason Dove;



pp. 240–241: Alejandra Barajas;

pp. 250–251: Yoss Sanchez;

pp. 258–259: Mary Sullivan;

pp. 268–269: Mary Sullivan;

p. 280: Laura Watson;

Cumulative Review

p. 284: Diego Schtutman/Shutterstock, Vectorisland/Shutterstock;

p. 296: Katy Luck/Shutterstock;

p. 310: Allies Interactive/Shutterstock;

Banners

Siberian Art/Shutterstock, Onchebonche/Shutterstock

Photo Credits for Volume 2 (Units 4–6)

p. 189 (tl): Prappann/Shutterstock;

p. 189 (tr): Viara Mileva/Image Source/Getty Images;

p. 189 (bl): Tramper2/Dreamstime.com;

p. 189 (br): Photoholgic/Unsplash;

Magnetic Reading™

Foundations

Volume Two

- 4 In My Community
- 5 Stories About...
- 6 What's The Weather?

