


# Magnetic Reading™



## Foundations




GRADE  
**1**  
VOLUME  
**TWO**



# Magnetic Reading™

## Foundations

Grade 1 • Volume 2



**NOT FOR RESALE**

ISBN 978-1-7280-5430-8

©2023–Curriculum Associates, LLC  
North Billerica, MA 01862

No part of this book may be reproduced by any means  
without written permission from the publisher.


All Rights Reserved.

Printed in USA.

15 14 13 12 11 10 9 8 7 6 5 4 3 2 1

22 23 24

**Curriculum Associates**



# Table of Contents

## Neighborhoods ..... 5

### WEEK 16 Places to Live

SESSIONS 1-2 Long o; Long i ..... 6

Let's Read! Time for a Trip ..... 12

SESSIONS 3-4 Long o; Short o; Long i; Short i ..... 14

Let's Read! Rose's Home ..... 20

### WEEK 17 Places to Play

SESSIONS 1-2 Long u; Long e ..... 24

Let's Read! Fun in the Sun ..... 30

SESSIONS 3-4 Long u; Short u; Long e; Short e ..... 32

Let's Read! Fun and Games ..... 38

### WEEK 18 Places to Shop

SESSIONS 1-2 Soft c ..... 42

Let's Read! The Best Place ..... 48

SESSIONS 3-4 Soft g ..... 50

Let's Read! A Shopping Trip ..... 56

### WEEK 19 From Here to There

SESSIONS 1-2 Long a: ai ..... 60

Let's Read! A Bus Ride ..... 66

SESSIONS 3-4 Long a: ay ..... 68

Let's Read! Up in a Train ..... 74

### WEEK 20 Neighborhood Fun

SESSIONS 1-2 Long e: e, ee ..... 78

Let's Read! Main Street Fun ..... 84

SESSIONS 3-4 Long e: ea ..... 86

Let's Read! A Big Meal ..... 92



Table of Contents *continued*

**Imagine That! . . . . . 97**

**WEEK 21 It Could Never Happen!**

**SESSIONS 1-2** Long o: o, oa . . . . . 98  
 Let's Read! **A Toad in a Boat** . . . . . 104  
**SESSIONS 3-4** Long o: ow . . . . . 106  
 Let's Read! **A Frozen Land** . . . . . 112

**WEEK 22 It Could Happen!**

**SESSIONS 1-2** Long i: i, y . . . . . 116  
 Let's Read! **Ty's Mitt** . . . . . 122  
**SESSIONS 3-4** Long i: igh . . . . . 124  
 Let's Read! **Game Day** . . . . . 130

**WEEK 23 It's a Story!**

**SESSIONS 1-2** Long e: y . . . . . 134  
 Let's Read! **Lady Yen's Wish** . . . . . 140  
**SESSIONS 3-4** Long e: y, ey . . . . . 142  
 Let's Read! **A New Pet?** . . . . . 148

**WEEK 24 It's a Poem!**

**SESSIONS 1-2** r-Controlled Vowel ar . . . . . 152  
 Let's Read! **The Night Stars/Action Hero** . . . . . 158  
**SESSIONS 3-4** r-Controlled Vowel ar . . . . . 160  
 Let's Read! **My Hero/Bath Time** . . . . . 166

**WEEK 25 It's a Mystery!**

**SESSIONS 1-2** r-Controlled Vowels er, ir . . . . . 170  
 Let's Read! **Part 1: Missing** . . . . . 176  
**SESSIONS 3-4** r-Controlled Vowel ur . . . . . 178  
 Let's Read! **Part 2: Found!** . . . . . 184

**In the Sky** ..... **189**

**WEEK 26** Night and Day

**SESSIONS 1-2** r-Controlled Vowel or ..... 190  
Let's Read! Night Sky ..... 196  
**SESSIONS 3-4** r-Controlled Vowels oar, ore ..... 198  
Let's Read! Up in the Sky ..... 204

**WEEK 27** Clouds

**SESSIONS 1-2** Diphthong ou ..... 208  
Let's Read! Up in a Cloud ..... 214  
**SESSIONS 3-4** Diphthong ow ..... 216  
Let's Read! Kinds of Clouds ..... 222

**WEEK 28** The Sun

**SESSIONS 1-2** Diphthongs oi, oy ..... 226  
Let's Read! Soil and Sun ..... 232  
**SESSIONS 3-4** Diphthongs oi, oy ..... 234  
Let's Read! Enjoying Our Sun ..... 240

**WEEK 29** The Moon

**SESSIONS 1-2** Variant Vowel oo (book) ..... 244  
Let's Read! Make a Moon Book ..... 250  
**SESSIONS 3-4** Variant Vowels oo (room), ue, ew ..... 252  
Let's Read! Moon Q and A ..... 258

**WEEK 30** The Stars

**SESSIONS 1-2** Variant Vowels au, aw ..... 262  
Let's Read! Night Camp ..... 268  
**SESSIONS 3-4** Variant Vowel alk, alt, all ..... 270  
Let's Read! Dip Into Stars ..... 276

**Let's Review!** ..... **281**







# UNIT 6

## In the Sky

Talk about the Unit Words and Topic.



**appear**




**Earth**



**moon**



**weather**




Sky Patterns

by Cheryl Brady




The Storm

by Addison Friedlich  
illustrated by Julia Costano



The Sun

by Julia Garstecki



Shining Bright

by Isabelle Echevarria  
illustrated by Jomike Tejado



Looking at Stars

by Jack Monroe

Circle and write the word that names each picture.

1.



mouth  
mouse  
mow

\_\_\_\_\_

-----

\_\_\_\_\_

3.



house  
hound  
howl

\_\_\_\_\_

-----

\_\_\_\_\_

2.




coach  
cow  
couch

\_\_\_\_\_

-----

\_\_\_\_\_

4.



cloud  
cloth  
count

\_\_\_\_\_

-----

\_\_\_\_\_



Trace and write each Super Word.

always

done

give

here

1. always

2. done

3. give

4. here

Write the missing Super Words.

5. Gil will \_\_\_\_\_ us our lunch.

6. Are you \_\_\_\_\_ eating yet?

Read out loud.

1. round mound scout spout

---

2. pounce bounce ouch pouch

---

3. fork cord sort thorn

---

4. doubt mountain outlook announce

---

5. He had to pound the post into the ground.

---

6. Here is a pebble I found.



Listen and write.

1.



2.



3.



4.

5.

Use the picture clues to write compound words.

1.  +  = \_\_\_\_\_  
\_\_\_\_\_

2.  +  = \_\_\_\_\_  
\_\_\_\_\_

3.  +  = \_\_\_\_\_  
\_\_\_\_\_

4.  +  = \_\_\_\_\_  
\_\_\_\_\_

5.  +  = \_\_\_\_\_  
\_\_\_\_\_



Write the missing letters to spell the Super Words.

always	done	give	here
--------	------	------	------

1. d    \_\_\_\_\_    n    \_\_\_\_\_

2. \_\_\_\_\_ e    \_\_\_\_\_ e

3. \_\_\_\_\_ lw    \_\_\_\_\_    \_\_\_\_\_ s

4. g    \_\_\_\_\_    v    \_\_\_\_\_

Write the missing Super Words.

5. We \_\_\_\_\_ like to go outside.

6. \_\_\_\_\_ is the toy you asked for.

# Up in a Cloud



It is **always** fun to splash in a rain puddle. But a puddle dries up. Where does that water go?

First, the sun heats the puddle. The puddle's water turns into a gas. We cannot see this gas. Then the gas floats up and out into the sky.





Up high in the sky, water drops form.  
A cloud begins to appear. More drops  
form and stick to each other. The cloud  
gets bigger. Then the cloud is **done** with  
its load of water drops. It will **give** us  
rain, snow, sleet, or hail.

We will get wet **here** on Earth.

Write the missing words.

1.  the silly \_\_\_\_\_

2.  the king's \_\_\_\_\_

3.  the wise \_\_\_\_\_

4.  the big \_\_\_\_\_



Read the sentences in each box. Write the number for the picture that goes with the sentences.



Jack is done.

Jack is done with his work.

Jack is done with his work outside.

Here is the game.

Here is the game Meg wants.

Here is the game Meg wants to play.

She always jogs.

She always jogs to the beach.

She always jogs to the beach and back.

I like to give.

I like to give big hugs.

I like to give big hugs to my mom.

Read out loud.

1. wow      now      frown      brown

---

2. owl      vowel      growl      towel

---

3. roar      board      wore      more

---

4. downpour      sunflower      nowadays      however

---

5. Give her the brown couch.

---

6. This store is always crowded at night.



Listen and write.

1.


2.


3.


4.


5.


Write the two words that make up each compound word.


1.  = \_\_\_\_\_ + \_\_\_\_\_

2.  = \_\_\_\_\_ + \_\_\_\_\_

3.  = \_\_\_\_\_ + \_\_\_\_\_

4.  = \_\_\_\_\_ + \_\_\_\_\_

5.  = \_\_\_\_\_ + \_\_\_\_\_

6.  = \_\_\_\_\_ + \_\_\_\_\_



Build a story! Write the missing Super Words.



always

done

give

here

1. Are the burgers \_\_\_\_\_ yet?

2. Kate, you can sit \_\_\_\_\_.

3. I \_\_\_\_\_ forget the ketchup.

4. Can you \_\_\_\_\_ me a plate?

# Kinds of Clouds



Did you know that clouds can **give** us hints about the weather outside? **Here** is how these kinds of clouds can tell us about weather.

White clouds like these soar high over Earth. This kind of cloud means that there will be a weather change.





Other clouds float in the middle parts of the sky. Puffy clouds like this might mean a thunderstorm is on the way.



Wow! Low dark clouds like these mean a big storm is on the way. After a storm is **done**, clouds may vanish. But more clouds **always** form.

Listen and write the letters.

1. \_\_\_\_\_  
-----  
\_\_\_\_\_

2. \_\_\_\_\_  
-----  
\_\_\_\_\_

3. \_\_\_\_\_  
-----  
\_\_\_\_\_

4. \_\_\_\_\_  
-----  
\_\_\_\_\_

5. \_\_\_\_\_  
-----  
\_\_\_\_\_

6. \_\_\_\_\_  
-----  
\_\_\_\_\_

Listen and write the words.

1. \_\_\_\_\_  
-----  
\_\_\_\_\_

2. \_\_\_\_\_  
-----  
\_\_\_\_\_

3. \_\_\_\_\_  
-----  
\_\_\_\_\_

4. \_\_\_\_\_  
-----  
\_\_\_\_\_

5. \_\_\_\_\_  
-----  
\_\_\_\_\_

6. \_\_\_\_\_  
-----  
\_\_\_\_\_



Listen and write the letters.

1. \_\_\_\_\_  
-----  
\_\_\_\_\_

2. \_\_\_\_\_  
-----  
\_\_\_\_\_

3. \_\_\_\_\_  
-----  
\_\_\_\_\_

4. \_\_\_\_\_  
-----  
\_\_\_\_\_

5. \_\_\_\_\_  
-----  
\_\_\_\_\_

6. \_\_\_\_\_  
-----  
\_\_\_\_\_

Listen and write the words.

1. \_\_\_\_\_  
-----  
\_\_\_\_\_

2. \_\_\_\_\_  
-----  
\_\_\_\_\_

3. \_\_\_\_\_  
-----  
\_\_\_\_\_

4. \_\_\_\_\_  
-----  
\_\_\_\_\_

5. \_\_\_\_\_  
-----  
\_\_\_\_\_

6. \_\_\_\_\_  
-----  
\_\_\_\_\_

7. \_\_\_\_\_  
-----  
\_\_\_\_\_

8. \_\_\_\_\_  
-----  
\_\_\_\_\_

Listen and write the Super Words.

- |           |                   |           |                   |
|-----------|-------------------|-----------|-------------------|
| <b>1.</b> | <hr/> <hr/> <hr/> | <b>5.</b> | <hr/> <hr/> <hr/> |
| <b>2.</b> | <hr/> <hr/> <hr/> | <b>6.</b> | <hr/> <hr/> <hr/> |
| <b>3.</b> | <hr/> <hr/> <hr/> | <b>7.</b> | <hr/> <hr/> <hr/> |
| <b>4.</b> | <hr/> <hr/> <hr/> | <b>8.</b> | <hr/> <hr/> <hr/> |

Listen and write the sentences.

- |           |   |
|-----------|---|
| <b>1.</b> | <hr/> <hr/> <hr/> <hr/> <hr/> <hr/> <hr/> |
| <b>2.</b> | <hr/> <hr/> <hr/> <hr/> <hr/> <hr/> <hr/> |

# In the Sky

Find the things that are spelled with these letters.


or

oo

ow

all





# Let's Review!

## UNIT 4 Cumulative Review

<b>WEEK 16</b>	.....	282
<b>WEEK 17</b>	.....	284
<b>WEEK 18</b>	.....	286
<b>WEEK 19</b>	.....	288
<b>WEEK 20</b>	Unit Review .....	290

## UNIT 5 Cumulative Review

<b>WEEK 21</b>	.....	292
<b>WEEK 22</b>	.....	294
<b>WEEK 23</b>	.....	296
<b>WEEK 24</b>	.....	298
<b>WEEK 25</b>	Unit Review .....	300

## UNIT 6 Cumulative Review

<b>WEEK 26</b>	.....	302
<b>WEEK 27</b>	.....	304
<b>WEEK 28</b>	.....	306
<b>WEEK 29</b>	.....	308
<b>WEEK 30</b>	Unit Review .....	310

Use the letters in the picture to make words.



1. \_\_\_\_\_  
\_\_\_\_\_

2. \_\_\_\_\_  
\_\_\_\_\_

3. \_\_\_\_\_  
\_\_\_\_\_

4. \_\_\_\_\_  
\_\_\_\_\_

5. \_\_\_\_\_  
\_\_\_\_\_


6. \_\_\_\_\_  
\_\_\_\_\_





down	other	over
these	too	who

Write the Super Word that begins with the same sound as the picture.



1.


---



---



---



2.

---



---



---

Which words begin with two consonants?

3.

---



---



---

4.

---



---



---

Which words begin with a vowel?

5.

---



---



---

6.

---



---



---

Sort the words! Write each word where it belongs.



1.

\_\_\_\_\_

-----

\_\_\_\_\_

2.

\_\_\_\_\_

-----

\_\_\_\_\_

3.

\_\_\_\_\_

-----

\_\_\_\_\_

4.

\_\_\_\_\_

-----

\_\_\_\_\_

5.

\_\_\_\_\_

-----

\_\_\_\_\_

6.

\_\_\_\_\_

-----

\_\_\_\_\_

7.

\_\_\_\_\_

-----

\_\_\_\_\_

8.

\_\_\_\_\_


-----

\_\_\_\_\_



also	down	first
how	over	who

Write the Super Words that have the same beginning sounds as the pictures.

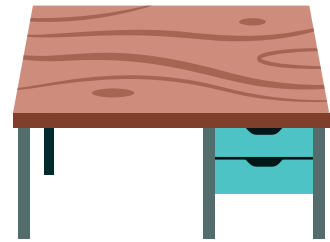


1.

\_\_\_\_\_

-----

\_\_\_\_\_



2.

\_\_\_\_\_

-----

\_\_\_\_\_

Which two Super Words have two syllables?

3.

\_\_\_\_\_

-----

\_\_\_\_\_

4.

\_\_\_\_\_

-----

\_\_\_\_\_

Which two Super Words are question words?

5.

\_\_\_\_\_

-----

\_\_\_\_\_

6.

\_\_\_\_\_

-----

\_\_\_\_\_

Write **a**, **i**, or **u** to complete each word.

1.



ice cubes

4.



rice

2.




mouse

5.




face

3.



flute

6.




mule



been	change	first
how	once	only

Write the Super Word that begins with the same sound as the picture.



1.

\_\_\_\_\_

-----

\_\_\_\_\_



3.

\_\_\_\_\_

-----

\_\_\_\_\_



2.

\_\_\_\_\_

-----

\_\_\_\_\_



4.

\_\_\_\_\_

-----

\_\_\_\_\_

Which words begin with a vowel?

5.

\_\_\_\_\_

-----

\_\_\_\_\_

6.


\_\_\_\_\_

-----

\_\_\_\_\_

Circle and write the word that names each picture.

1.




stay  
stage  
sail

---

---

---

4.



trace  
train  
tray

---

---

---

2.



rice  
ice  
mice

---

---

---

5.



page  
pay  
pail

---

---

---

3.



mile  
may  
mail

---

---

---

6.



bait  
bay  
badge

---


---

---




away	because	been	change
each	once	only	where

Write the Super Words that begin like the picture names.



1.

\_\_\_\_\_  
-----  
\_\_\_\_\_



2.

\_\_\_\_\_  
-----  
\_\_\_\_\_

Which words have the same beginning sound as **big**?

3.

\_\_\_\_\_  
-----  
\_\_\_\_\_

4.

\_\_\_\_\_  
-----  
\_\_\_\_\_

Which words begin with a vowel?

5.

\_\_\_\_\_  
-----  
\_\_\_\_\_

7.

\_\_\_\_\_  
-----  
\_\_\_\_\_


6.

\_\_\_\_\_  
-----  
\_\_\_\_\_

8.

\_\_\_\_\_  
-----  
\_\_\_\_\_

Use the letters in the picture to make words.



1.

\_\_\_\_\_

-----

\_\_\_\_\_

2.

\_\_\_\_\_

-----

\_\_\_\_\_

3.

\_\_\_\_\_

-----

\_\_\_\_\_

4.

\_\_\_\_\_

-----

\_\_\_\_\_

5.

\_\_\_\_\_

-----

\_\_\_\_\_

6.

\_\_\_\_\_

-----

\_\_\_\_\_





around	away	found
good	now	where


Which Super Word rhymes with each picture?



1. \_\_\_\_\_  
\_\_\_\_\_



3. \_\_\_\_\_  
\_\_\_\_\_



2. \_\_\_\_\_  
\_\_\_\_\_



4. \_\_\_\_\_  
\_\_\_\_\_

Which Super Words end like **sand**?

5. \_\_\_\_\_  
\_\_\_\_\_

6. \_\_\_\_\_  
\_\_\_\_\_

Circle and write the word that names each picture.

1.




colt  
coat  
croak

---

---

---

4.



tow  
troll  
toast

---

---

---

2.



bowl  
bow  
blow

---

---

---

5.




crow  
cloak  
cold

---

---

---

3.




she  
sheep  
sheath

---

---

---

6.



peek  
peach  
poach

---

---


---

around	find	found	good
light	little	now	right

Write the Super Word that rhymes with each picture.



1. \_\_\_\_\_  
 \_\_\_\_\_  
 \_\_\_\_\_



3. \_\_\_\_\_  
 \_\_\_\_\_  
 \_\_\_\_\_




2. \_\_\_\_\_  
 \_\_\_\_\_  
 \_\_\_\_\_



4. \_\_\_\_\_  
 \_\_\_\_\_  
 \_\_\_\_\_

Which words begin like the picture?



5. \_\_\_\_\_  
 \_\_\_\_\_  
 \_\_\_\_\_

\_\_\_\_\_  
 \_\_\_\_\_  
 \_\_\_\_\_

Which words have two syllables?

6. \_\_\_\_\_  
 \_\_\_\_\_  
 \_\_\_\_\_

\_\_\_\_\_  
 \_\_\_\_\_  
 \_\_\_\_\_

Write the words with a **long i** or **long o** vowel sound.

1. Meg might feel a little shy.

\_\_\_\_\_

-----

\_\_\_\_\_

2. The string is nice and tight.

\_\_\_\_\_

-----

\_\_\_\_\_

3. The child will find her red cup.

\_\_\_\_\_

-----

\_\_\_\_\_

4. Rain blows in the window.

\_\_\_\_\_

-----

\_\_\_\_\_

5. His old yellow coat does not fit.

\_\_\_\_\_

-----

\_\_\_\_\_



before	buy	even	find
light	little	our	right

Write the Super Words that have a **long i** vowel sound.

1.	_____	3.	_____
	-----		-----
	_____		_____
2.	_____	4.	_____
	-----		-----
	_____		_____

Write the Super Words that have two syllables.

5.	_____	7.	_____
	-----		-----
	_____		_____
6.	_____		
	-----		
	_____		

Write the Super Word that rhymes with the picture.

8. \_\_\_\_\_

-----

\_\_\_\_\_



Sort the words! Write each word where it belongs.

alley

cry

dusty

funny

high

hockey

sigh

spy



- 1. \_\_\_\_\_
- 2. \_\_\_\_\_
- 3. \_\_\_\_\_
- 4. \_\_\_\_\_

- 5. \_\_\_\_\_
- 6. \_\_\_\_\_
- 7. \_\_\_\_\_
- 8. \_\_\_\_\_

every	pretty	think
before	buy	our

Write the Super Words that rhyme with the pictures.




1. \_\_\_\_\_  
 \_\_\_\_\_  
 \_\_\_\_\_



3. \_\_\_\_\_  
 \_\_\_\_\_  
 \_\_\_\_\_



2. \_\_\_\_\_  
 \_\_\_\_\_  
 \_\_\_\_\_



4. \_\_\_\_\_  
 \_\_\_\_\_  
 \_\_\_\_\_

Which Super Words end with the **long e** sound?

5. \_\_\_\_\_  
 \_\_\_\_\_  
 \_\_\_\_\_

\_\_\_\_\_  
 \_\_\_\_\_  
 \_\_\_\_\_

Write **a** or **ar** to complete each word.

1.



b \_\_\_\_\_ by

4.



s \_\_\_\_\_ ndy

2.



v \_\_\_\_\_ lley

5.



p \_\_\_\_\_ ty

3.



g \_\_\_\_\_ den

6.



\_\_\_\_\_ tist




called	help	know
pretty	think	walk

Write the Super Words that begin with the same sound as the pictures.



1.

Blank handwriting lines for writing the word for the nest.




3.

Blank handwriting lines for writing the word for the spider web.



2.

Blank handwriting lines for writing the word for the cat.



4.

Blank handwriting lines for writing the word for the thumbs up gesture.

Write the Super Words that have the letter p.

5.

Blank handwriting lines for writing a word with the letter p.

6.

Blank handwriting lines for writing a word with the letter p.

Add and take away letters to write a word.

1. star - ar + ir

=

\_\_\_\_\_

-----

\_\_\_\_\_

2. had - ad + er

=

\_\_\_\_\_

-----

\_\_\_\_\_

3. ship - i + ar

=

\_\_\_\_\_

-----

\_\_\_\_\_

4. far - ar + ern

=

\_\_\_\_\_

-----

\_\_\_\_\_

5. burn - ur + ar

=

\_\_\_\_\_

-----

\_\_\_\_\_

6. farm - ar + ir

=

\_\_\_\_\_

-----

\_\_\_\_\_



answer	called	help	know
picture	walk	water	word

Which words have two syllables?

1. \_\_\_\_\_  
-----  
\_\_\_\_\_

2. \_\_\_\_\_  
-----  
\_\_\_\_\_

3. \_\_\_\_\_  
-----  
\_\_\_\_\_

Which words have four letters?

4. \_\_\_\_\_  
-----  
\_\_\_\_\_


5. \_\_\_\_\_  
-----  
\_\_\_\_\_

6. \_\_\_\_\_  
-----  
\_\_\_\_\_

7. \_\_\_\_\_  
-----  
\_\_\_\_\_

Which word begins with the same sound as **kite**?

8. \_\_\_\_\_  
-----  
\_\_\_\_\_

Think of the middle sound in  .  
Write the words with the same sound.

1. Let's explore the old stone fort.

\_\_\_\_\_

-----

\_\_\_\_\_

2. Use the oars to paddle to shore.

\_\_\_\_\_

-----

\_\_\_\_\_

3. Tim likes playing sports.

\_\_\_\_\_

-----

\_\_\_\_\_

4. The plane soared in the sky.

\_\_\_\_\_

-----

\_\_\_\_\_

5. Bring the shorts to the store.

\_\_\_\_\_

-----

\_\_\_\_\_

6. Will the tiger snore or roar?


\_\_\_\_\_

-----

\_\_\_\_\_

again	does	picture
soon	word	year

Write the Super Word that has the same beginning sound as the picture.



1.

Handwriting lines for writing the word.



3.

Handwriting lines for writing the word.



2.

Handwriting lines for writing the word.



4.

Handwriting lines for writing the word.

Write the Super Words that have two syllables.

5.

Handwriting lines for writing the word.

6.

Handwriting lines for writing the word.

Think of the last sound in  . Write the words with the same sound.

1. The towel is on the couch.

\_\_\_\_\_

-----

\_\_\_\_\_

2. We had to shout over the loud music.

\_\_\_\_\_

-----

\_\_\_\_\_

3. When will we plant flowers in the ground?

\_\_\_\_\_

-----

\_\_\_\_\_

4. The owl will pounce on the little mouse.

\_\_\_\_\_

-----

\_\_\_\_\_

again

always

does

done


give

here

soon

year

Which Super Words begin like the pictures?



1.

\_\_\_\_\_

-----

\_\_\_\_\_



2.

\_\_\_\_\_

-----

\_\_\_\_\_

Write the two Super Words that rhyme.

3.

\_\_\_\_\_

-----

\_\_\_\_\_

4.

\_\_\_\_\_

-----

\_\_\_\_\_

Write the two Super Words that begin with a vowel.

5.

\_\_\_\_\_

-----

\_\_\_\_\_

6.

\_\_\_\_\_

-----

\_\_\_\_\_

Write the two Super Words that begin like **dog**.

7.

\_\_\_\_\_

-----

\_\_\_\_\_

8.

\_\_\_\_\_

-----

\_\_\_\_\_

Write the missing words.

coins

clown

mouse

oysters

1.



A little

\_\_\_\_\_

-----

\_\_\_\_\_

2.



Some

\_\_\_\_\_

-----

\_\_\_\_\_

3.



Many

\_\_\_\_\_

-----

\_\_\_\_\_

4.



A happy

\_\_\_\_\_

-----

\_\_\_\_\_



Write a story to go with the picture! Use as many Super Words as you can.



always	another	done	give
here	live	move	near

Handwriting practice lines consisting of three sets of horizontal lines: a solid top line, a dashed middle line, and a solid bottom line.

Use the letter tiles to build the words.



1.



---

---

---

3.



---

---

---

2.



---

---

---

4.



---

---

---

another

goes

learn

live

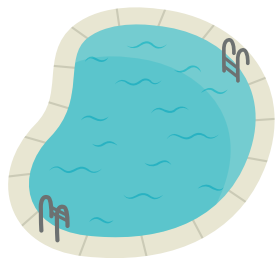
move

near

school

work

Write the words that rhyme with the pictures.



1.

---



---



---

2.

---



---



---



Write the words that have the same last sound as the picture.



3.

---



---



---

4.

---



---



---

Write the words that have the letter **r** in them.

5.

---



---



---

7.

---



---



---

6.

---



---



---

8.

---

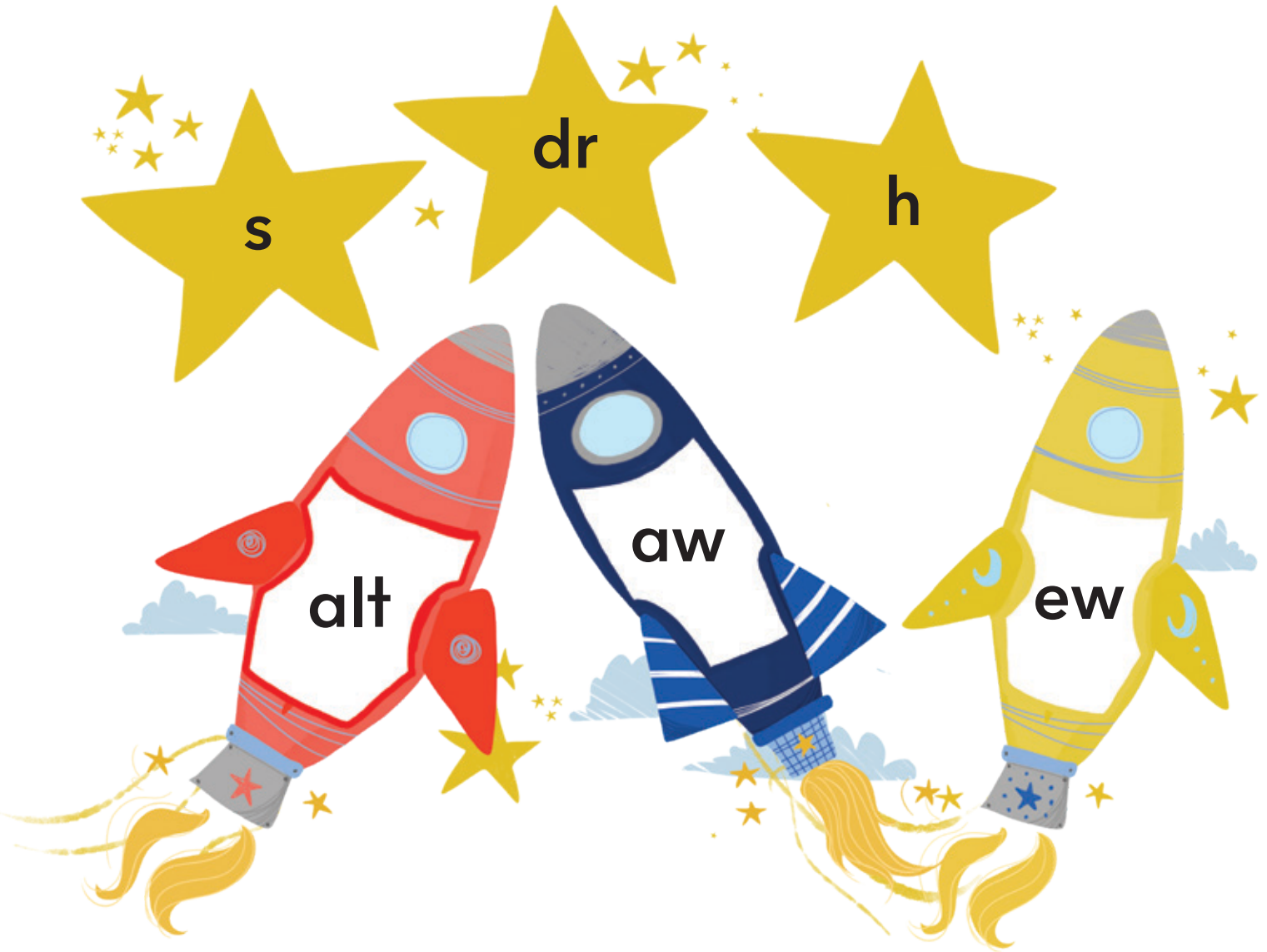


---



---

Use the letters in the picture to make words.



1.

---

---

---

2.

---

---

---

3.

---

---

---

4.

---

---

---

5.

---

---

---

6.

---

---

---

air

full

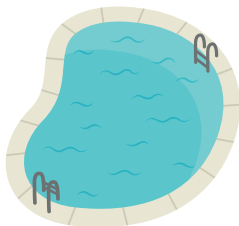
pull

goes

school

together

Write the Super Words that rhyme with the pictures.



1.


---



---



---



2.

---



---



---

Which two words rhyme with the picture?



3.

---



---



---

4.

---



---



---

Which word has three vowels?

5.

---



---



---

Which word rhymes with **nose**?

6.

---



---



---

# Credits

## Illustration Credits for Volume 2 (Units 4–6)

**Cover (l to r):** Tim Bradford, Marcus Cutler, Mariona Cabassa, Gareth Lucas, Mary Sullivan;

**Back Cover (l to r):** Marcus Cutler, Mariona Cabassa;

**Spot Art:** Tim Bradford, Bumblecat Design & Illustration, Christopher Flint, Sam Loman, Kevin Payne, Diego Vaisberg, Laura Watson;

### Unit 4

p. 5: (clockwise l to r) Julia Seal, Verónica Cháves, Viviana Garofoli, Gareth Lucas, Wendy Leach, Jennica Lounsbury, Wendy Leach;

pp. 12–13: Julia Seal;

p. 15: Sam Loman;

p. 18: Kevin Payne;

p. 19: Sam Loman;

pp. 20–21: Verónica Cháves;

pp. 32–33: Christopher Flint;

p. 36: Christopher Flint;

p. 37: Barry Gott;

p. 46: Kevin Payne;

pp. 48–49: Viviana Garofoli;

pp. 50–51: Kevin Payne;

p. 55: Kevin Payne;

pp. 56–57: Courtney Dawson;

p. 64: Sam Loman;

p. 69: Sam Loman;

p. 73: Sam Loman;

p. 86: Barry Gott;

p. 87: Kevin Payne;

p. 91: Barry Gott;

p. 96: Berta Maluenda

### Unit 5

p. 97: (clockwise l to r) Margeaux Lucas, Louie Chin, Mike Moran, Teresa Martinez, Mary Sullivan, Mike Moran, Christine Battuz, Louie Chin, Joanne Lew-Vriethoff;

pp. 104–105: Mariona Cabassa;

pp. 106–107: Christopher Flint;

p. 111: Christopher Flint;

pp. 112–113: Christina Beauregard;

p. 116: Kevin Payne;

pp. 122–123: Joanne Lew-Vriethoff;

p. 125: Kevin Payne;

pp. 128–129: Kevin Payne;

pp. 130–131: Joanne Lew-Vriethoff;

pp. 140–141: Poppy Kang;

p. 143: Sam Loman;

p. 147: Sam Loman;

pp. 148–149: Margeaux Lucas;

pp. 158–159: Laura Watson;

p. 161: Christopher Flint;

p. 165: Barry Gott;

pp. 166–167: Csilla Kőszeghy;

p. 174: Barry Gott;

pp. 176–177: Alyssa Bermudez;

p. 179: Kevin Payne;

p. 183: Kevin Payne;

pp. 184–185: Alyssa Bermudez;

p. 188: Berta Maluenda

### Unit 6

p. 97: (clockwise l to r) Liliana Perez, Julia Castaño, Jomike Tejido, Julia Castaño, Jomike Tejido;

p. 196–197: Luciana Navarro Powell;

p. 199: Sam Loman;

p. 203: Sam Loman;

pp. 204–205; Martina Peluso;

p. 217: Christopher Flint;

p. 221: Barry Gott;

pp. 232–233: Liliana Perez;

p. 234: Barry Gott;



- p. 235: Sam Loman;
- p. 239: Sam Loman;
- pp. 250-251: Catherine Pape;
- p. 252: Sam Loman;
- p. 253: Christopher Flint;
- p. 256: Kevin Payne;
- p. 257: Christopher Flint;
- p. 266: Christopher Flint;
- pp. 268-269: Mónica de Rivas;
- p. 271: Kevin Payne;
- p. 275: Kevin Payne;
- pp. 276-277: Catherine Pape;
- p. 280: Alyssa Bermudez

### Cumulative Review

- p. 282: Sam Loman;
- p. 284: Barry Gott;
- p. 290: Sam Loman;
- p. 296: Christopher Flint;
- p. 298: Christopher Flint;
- pp. 306-307: Sam Loman;
- p. 310: Sam Loman

### Banners

VOLYK IEVGENII/Shutterstock, MicroOne/Shutterstock, Sudowoodo/Shutterstock, sunnyws/Shutterstock, NotionPic/Shutterstock, HappyPictures/Shutterstock, Nadya\_Art/Shutterstock, Shalyapina/Shutterstock, SpicyTruffel/Shutterstock, Vectors Bang/Shutterstock, Sira Anamwong/Shutterstock, Rawpixel.com/Shutterstock

## Photo Credits for Volume 2 (Units 4-6)

- p. 30: real444/E+/Getty Images;
- p. 31: Tammygaffney/Dreamstime.com;
- p. 38: BearFotos/Shutterstock;
- p. 39: Jade Albert Studio, Inc./Stone/Getty Images;
- p. 66: Chad Ehlers/Alamy Stock Photo;
- pp. 67, 92: SDI Productions/E+/Getty Images;
- p. 74: Tupungato/Shutterstock.com;
- p. 75: BrandonKleinPhoto/Shutterstock.com;
- p. 84: Heather Mcardle/Dreamstime.com;
- p. 85 (l): Directphoto Collection/Alamy Stock Photo;
- p. 85 (r): LumenSt/Shutterstock;
- p. 93: Savicic/Shutterstock;
- p. 214: Photo by Rupert Britton on Unsplash;
- p. 215: Jose Luis Pelaez Inc/DigitalVision/Getty Images;
- p. 222: Aleh Datskevich/Dreamstime.com;
- p. 223 (t): Adriana\_R/Shutterstock;
- p. 223 (b): C. Talamonti/Shutterstock;
- p. 240: Science Photo Library/Alamy Stock Photo;
- p. 241: migstock/Alamy Stock Photo;
- pp. 258-259: NASA







# Magnetic Reading™

Foundations

## Volume Two

- 4 Neighborhoods
- 5 Imagine That!
- 6 In the Sky

