

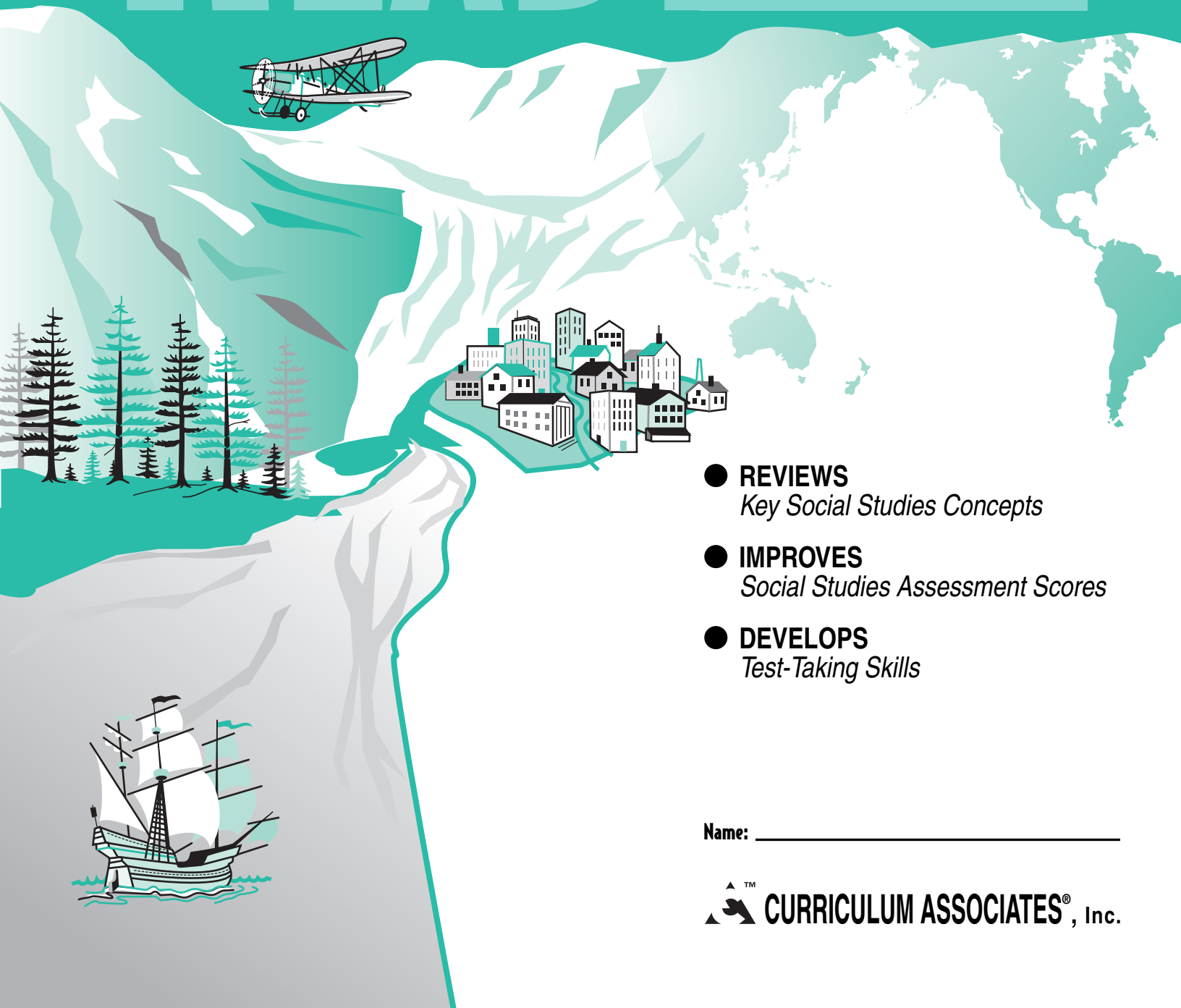
A Quick-Study® Program

Book

8

TEST... READY®

SOCIAL STUDIES



- **REVIEWS**
Key Social Studies Concepts
- **IMPROVES**
Social Studies Assessment Scores
- **DEVELOPS**
Test-Taking Skills

Name: _____

 CURRICULUM ASSOCIATES®, Inc.

For the Student

TEST READY® Social Studies is a review program that provides practice in test-taking skills. The program can be completed in twenty-two days or fewer. Your teacher will provide you with directions about how to do the lessons and how to record the answers. Your teacher will also tell you when to begin work on each lesson part and when to stop.

It is important that you read and follow all directions. When the directions tell you to STOP, go no further. Wait for your teacher to tell you what to do. While you work on the **TEST READY** lessons, you will come across **Testing Tips**. Read these helpful tips carefully. They can make you a better test taker.

When You Use This Book

- Be sure you know how much time you have to complete each lesson part.
- Read each direction carefully.
- Understand what you are expected to do before you try to complete an item.
- Read all phrases, sentences, or passages in the item carefully before choosing an answer.
- Check your answer to be sure it makes sense.
- Make sure you fill in the correct letter choices on the answer form.
- If you have time after you complete your work, go back and check your answers.

Product Development and Design by Chameleon Publishing Services

Written by Lee S. Justice

Illustrated by:

Bill Hoffman pages 4, 6, 13, 14, 19, 20, 24, 25, 26, and 28
Leslie Alfred McGrath pages 15, 17, and 23

Reorder No. CA9744—Single

ISBN 0-7609-3122-4

©2005, 1996—Curriculum Associates, Inc.

North Billerica, MA 01862

Phone: 800 225-0248 (U.S. & Canada)

Fax: 800 366-1158 (U.S. & Canada)

E-mail: cainfo@curriculumassociates.com

Web: www.curriculumassociates.com

No part of this book may be reproduced by any means without written permission from the publisher.

All Rights Reserved. Printed in USA.

Quick-Study® and TEST READY®—Trademarks of
Curriculum Associates, Inc.

15 14 13 12 11 10 9 8 7 6 5 4 3 2 1

Lesson 7

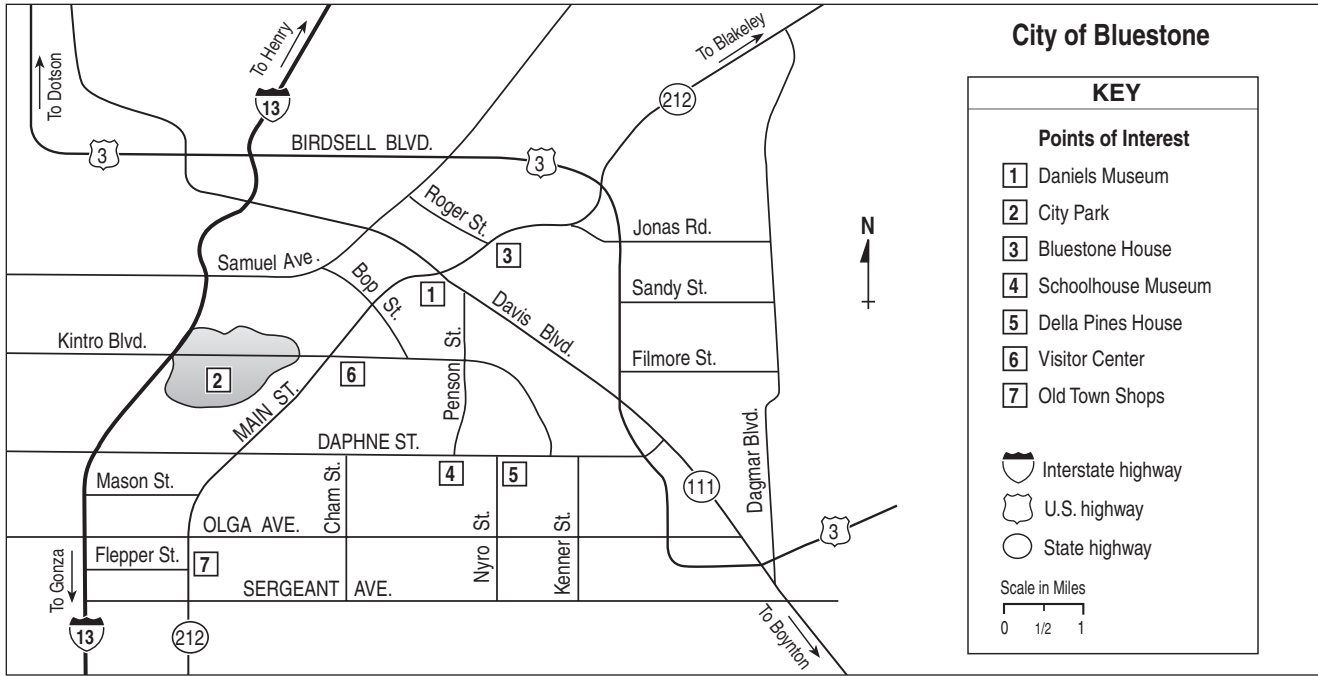


Testing Tip Read the caption to see what the map shows. Decide what kind of map it is. Then read the questions and examine the map for the answers.

Part One

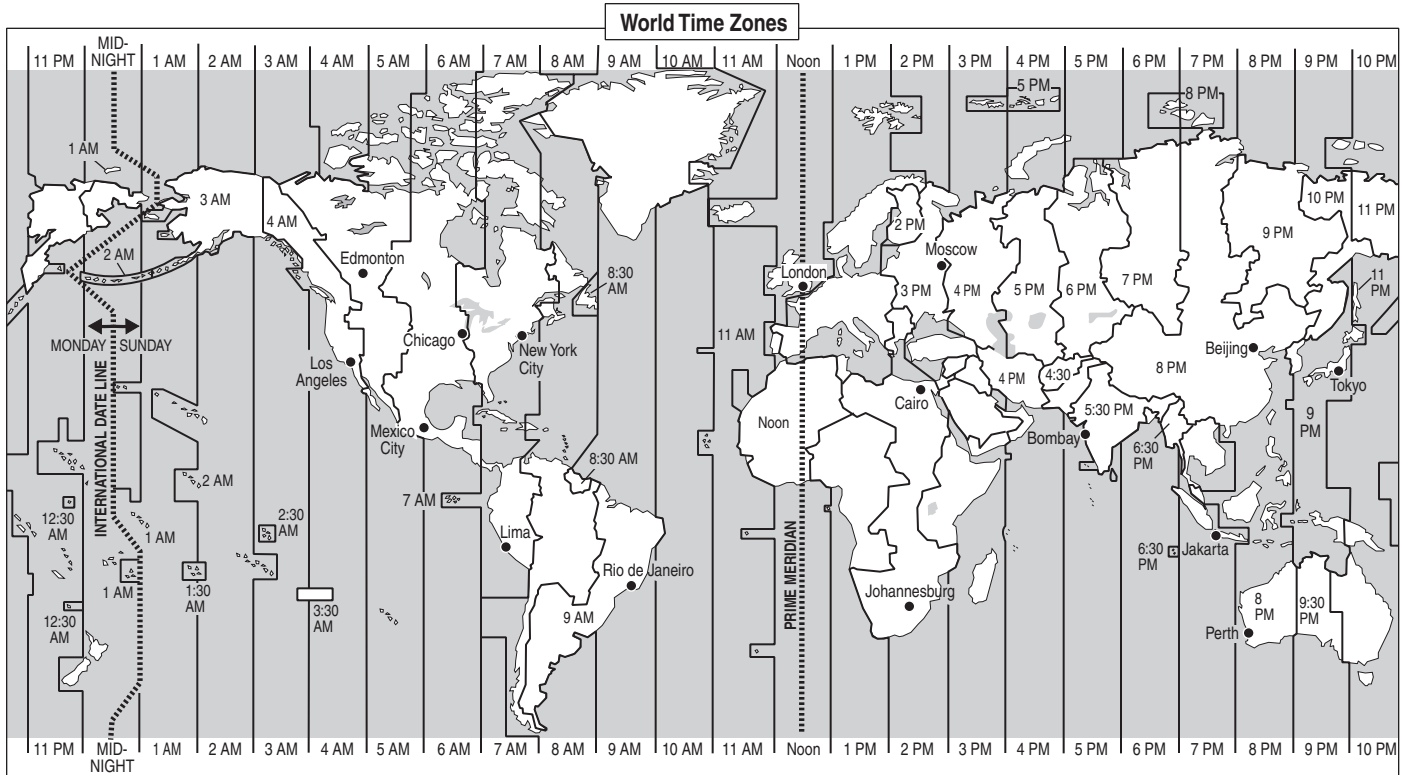
Reading Maps

Use this map to answer questions 1–6.



1. What is another name for U.S. Highway 3?
 - (A) Interstate Highway 13
 - (B) Birdsell Boulevard
 - (C) Davis Boulevard
 - (D) Dagmar Boulevard
2. What can be found at the corner of Main Street and Kintro Boulevard?
 - (A) City Park
 - (B) Visitor Center
 - (C) Daniels Museum
 - (D) Bop Street
3. If you traveled south on Route 13, what would you reach?
 - (A) Henry
 - (B) Gonza
 - (C) Route 212
 - (D) Dotson
4. From the north side of Bluestone, Davis Boulevard travels —
 - (A) west
 - (B) east
 - (C) southeast
 - (D) south and then north
5. You are visiting the Old Town Shops. Your hotel is at the corner of Kenner Street and Olga Avenue. How far away is your hotel?
 - (A) About one-half mile
 - (B) About one-and-a-half miles
 - (C) About three miles
 - (D) About five miles
6. You are on Mason Street approaching the intersection with Main Street. What is the most direct route to the town of Blakeley?
 - (A) Turn left onto Main Street and keep going.
 - (B) Turn right onto Main Street, left on to Olga Avenue, and left onto Route 3.
 - (C) Turn left onto Main Street, right onto Daphne Street, right onto Route 3, and left onto Dagmar Boulevard.
 - (D) Keep going east on Mason Street until you reach Route 212.

Use this map to answer questions 7–9.



7. If it is nine o'clock in the morning in New York City, what time is it in London?

- (A) 9 P.M.
- (B) 2:00 A.M.
- (C) Noon
- (D) Two o'clock in the afternoon

8. It is noon in Rio de Janeiro, Brazil. It is 7 A.M. in —

- (A) Chicago, United States
- (B) Mexico City, Mexico
- (C) Cairo, Egypt
- (D) Los Angeles, United States

9. A ship is crossing the Pacific Ocean from Los Angeles. At 5:00 P.M. on Tuesday, the ship crosses the International Date Line. The day and time change to —

- (A) Monday, 5:00 P.M.
- (B) Wednesday, 5:00 P.M.
- (C) Wednesday, 5:00 A.M.
- (D) Tuesday, 5:00 A.M.

TEACHER GUIDE

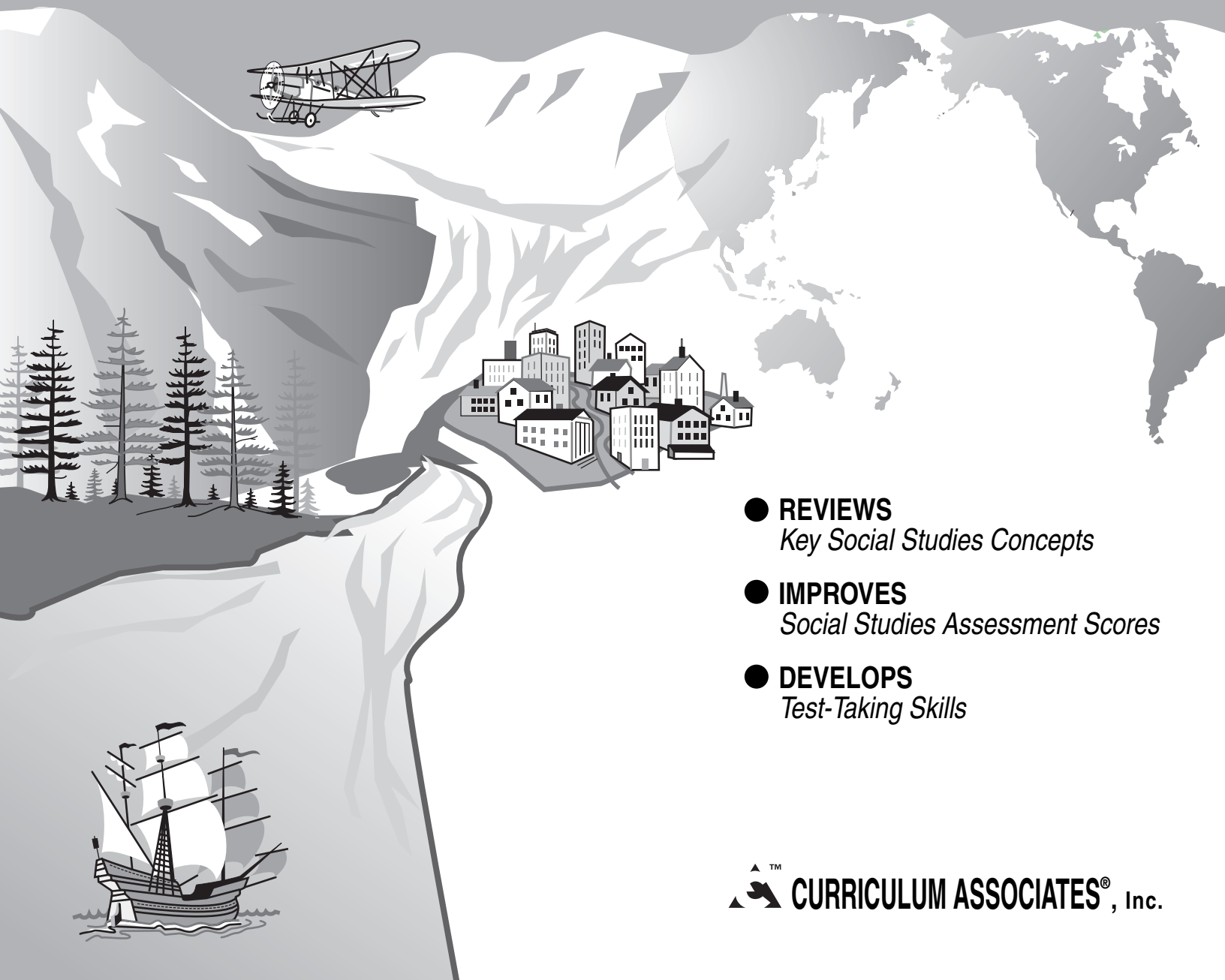
Book
8

A Quick-Study® Program

TEST

READY[®]

SOCIAL STUDIES



- **REVIEWS**
Key Social Studies Concepts
- **IMPROVES**
Social Studies Assessment Scores
- **DEVELOPS**
Test-Taking Skills

Table of Contents

	Page
For the Teacher	2
Scope and Sequence— TEST READY® Social Studies, Book 8	5
Pretest	6
Answer Form	13
Sample Answers for Part Two: Pretest, Lessons, and Practice Test	15

For the Teacher

What is *TEST READY® Social Studies*?

TEST READY Social Studies is an eight-level review program that provides practice in test-taking skills. The program promotes the learning of social studies by assessing knowledge of key social studies concepts that are commonly taught and evaluated in grades 1 through 8.

Each *TEST READY Social Studies* student level is a 32-page book of ten lessons, a Practice Test, and an Answer Form. Each *TEST READY Social Studies Teacher Guide* contains all the information needed to implement the program, an optional Pretest, and answers to the questions in the student book.

TEST READY Social Studies, Book 8, reviews social studies skills and concepts usually introduced and developed in grade 8.

Student Book

- The lessons focus on history; geography; citizenship and government; work and life; content reading; reading maps, graphs, charts, time lines; and understanding pictures. Each lesson includes twelve selected-response questions and one extended-response activity. Extended-response activities require students to organize, interpret, and write about social studies and geography topics.
- The Practice Test assesses the same range of concepts and skills as the lessons. It allows students to experience the test-taking process.
- The Answer Form provides students with the opportunity to record answers on a form similar to those used with most standardized assessments.

Teacher Guide

- An optional Pretest mirrors the Practice Test, assessing the same range of concepts and skills. The Pretest provides information about a student's social studies knowledge before he or she begins the program.
- A Scope and Sequence chart of question types provides an outline of the social studies areas covered in the student book.

How does *TEST READY® Social Studies, Book 8*, correlate to major standardized assessments and proficiency assessments?

Major standardized assessments vary in content, format, and level of difficulty. *TEST READY Social Studies* provides practice with a variety of commonly-used assessment formats and a wide range of grade-appropriate social studies concepts and skills that major standardized assessments and proficiency assessments evaluate.

How does *TEST READY® Social Studies, Book 8*, correlate to the standard social studies curriculum?

The content of *TEST READY Social Studies, Book 8*, supports the Ten Thematic Strands in Social Studies in the Curriculum Standards for Social Studies and the eighteen National Geography Standards. Topics in *TEST READY Social Studies, Book 8*, reflect the major content and skill areas listed in the Standards for grade 8 social studies curriculum.

Who should use *TEST READY® Social Studies, Book 8*?

TEST READY Social Studies, Book 8, is appropriate for use

- with eighth-grade students preparing for standardized assessments and proficiency assessments.
- with ninth-grade students reviewing social studies content at the beginning of the school year in order to pinpoint mastered and unmastered concepts and skills.
- as a summer-school course of study for students who need further work with eighth-grade social studies content.

How do I introduce my students to *TEST READY® Social Studies, Book 8*?

- Discuss with students all the information on the inside front cover of the student book.
- Be sure each student knows how to fill in the answer circles.
- Inform students that each lesson has a Testing Tip. Encourage them to read the tips carefully. Explain that these tips will help them to improve their test-taking accuracy and speed. You may wish to review each Testing Tip with students before they begin working on the lesson.
- Explain to students that you will be timing them as they complete the questions in the book, just as you would in a standardized-assessment or proficiency-assessment situation.

How do I simulate standard test-taking procedures while using *TEST READY® Social Studies, Book 8*?

Provide students with two sharpened pencils.

If giving the optional Pretest included on pages 6–12 in this guide, provide students with copies. Tell students where they will record their answers—on the Pretest or on the Answer Form on pages 29 and 30 of the student book. If using the Answer Form, provide each student with one *TEST READY Social Studies* book. Then have students detach the Answer Form and fill in the personal information section. They will continue to use the same Answer Form with the student book.

If not giving the optional Pretest, provide one *TEST READY Social Studies* book per student. If using the Answer Form on pages 29 and 30, ask students to detach the form and fill in the personal information section.

Discuss the proper procedure for erasing to change an answer on the Answer Form, following the instructions in the standardized assessment or proficiency assessment that students will be taking.

Tell students that you can only explain the directions to them; you cannot give them any help in answering questions.

Use a stop watch to time the tests accurately. Students proceed without stopping from Part One to Part Two. Tell students that you will write the time on the chalkboard when they have ten minutes remaining to complete Part One. Tell them you will write the time again when they should be beginning Part Two. If they have time after completing Part Two, students may go back and check their answers, or complete any questions that they did not do. Stop students at the end of the allocated time for Part Two.

Should I time all the lessons as well as the Pretest and Practice Test?

Whether you time all the lessons, the Pretest, and the Practice Test depends upon your purpose for using *TEST READY Social Studies*. If you are primarily interested in getting students prepared to take standardized assessments and proficiency assessments, you may want to time all the lessons, the Pretest, and the Practice Test following the suggested time allotments on page 4 of this guide.

If you are equally concerned with building content and skill knowledge as with practicing assessment formats, you may want to use the lessons as teaching vehicles, allowing students enough time to thoughtfully answer the lesson questions. You would then time only the Pretest and the Practice Test following the suggested time allotments on page 4.

Where do students record their answers?

Part One

Students record answers on the student page under each test item or on the Answer Form.

Choose the answer format that is compatible with the standardized assessment or proficiency assessment students will be taking.

Part Two

The student pages provide limited space for students to write extended-response answers. Provide additional paper. Pass this out before students begin Part Two.

How much time is required to complete *TEST READY® Social Studies, Book 8*?

Each of the ten lessons require about one hour to complete, correct, and discuss. The Pretest and the Practice Test each require about 70 minutes to complete, correct, and discuss. When using *TEST READY Social Studies, Book 8*, as preparation for standardized assessments and proficiency assessments, begin the program at least 13 days prior to the scheduled test date if allocating one hour of class time per day, or 26 days if allocating one-half hour per day.

Total Test-Taking Time and Suggestions for Allotting Class Time

Lessons 1–10	Suggested Time
Part One (questions 1–12)	20 minutes
Part Two	20 minutes
Correction and Discussion of Part One and Part Two	20 minutes

Pretest and Practice Test	Suggested Time
Part One (questions 1–40)	30 minutes
Part Two	20 minutes
Correction and Discussion of Part One and Part Two	20 minutes

What is the correction procedure?

After students complete each lesson, and after they complete the Pretest and the Practice Test, allot time to correct and discuss the answer to each question. Explain concepts that may not be fully understood. Encourage students to discuss the thought process they used to answer the questions. When answers are incorrect, help students understand why their reasoning was not correct. Because incorrect answer choices on the test usually include a range of misconceptions

about the topic, discussing why the choices are incorrect will help you review and clarify with students the overall content related to the question. Allow time for students to share strategies for approaching different question types and formats. Help students understand the Testing Tip in each lesson and offer any other tips that might help them in testing situations. For the best results, correct each lesson orally with the students immediately following its completion.

How should I use the results of *TEST READY® Social Studies, Book 8*?

TEST READY Social Studies, Book 8, provides social studies review and can be a useful diagnostic tool to identify social studies concepts and skills that need further study and reinforcement. Completing the program allows you to review these areas before administering the standardized assessment or proficiency assessment.

The Pretest and the Practice Test are mirror assessments. The same concepts are developed in each item of both tests. Use the Pretest to determine a student's social studies understanding at the beginning of the program and the Practice Test to determine a student's social studies understanding at the conclusion. Compare the results of the Pretest and the Practice Test, item for item, to measure conceptual growth.

Are there any other factors that I should consider in preparing my students for testing situations?

Attitude toward test taking can affect a student's ability to perform on standardized assessments and proficiency assessments. Diffusing test anxiety is often possible when students experience success with content and format similar to those in the actual tests. Making sure that all students complete *TEST READY Social Studies, Book 8*, with a feeling of accomplishment is one of the most effective preparations for standardized-assessment and proficiency-assessment situations.

Scope and Sequence—TEST READY® Social Studies, Book 8

The boldfaced number indicates the lesson number; OP = Optional Pretest and PT = Practice Test. The numbers in parentheses indicate the question number.

Skill	Lesson and Question Number
History	Focus of Lesson 1
terms	1 (5)
time cognition and time lines	1 (1, 9, 10, 11); 6 (7, 11); OP & PT (1, 3, 14, 22, 34)
civilizations	1 (2, 4)
people and events	1 (3, 6, 7, 8, 12); 6 (1, 2, 3, 4, 5, 6, 8, 9, 10, 12); 9 (1, 2, 3, 4, 5, 6); 10 (1, 3, 4, 5, 6, 7, 8, 9); OP & PT (5, 8, 25, 26, 32, 33)
technology	10 (2)
Geography	Focus of Lesson 2
regions and locations	2 (1, 2, 4, 5, 7, 8); OP & PT (11, 12)
interpreting maps and graphic aids	2 (9, 10, 11, 12); 7 (1, 2, 3, 4, 5, 6, 7, 8, 9, 10, 11, 12); 8 (9, 10, 11, 12); 10 (12); OP & PT (16, 17, 18, 19, 27, 28, 29, 30, 31, 35, 36, 37, 38)
landforms and water bodies	2 (3, 6)
resources	OP & PT (10)
populations	8 (1, 2, 3, 4)
Government and Citizenship	Focus of Lesson 3
terms	3 (6)
government and political structures	3 (2, 3, 4, 5, 8)
laws and rules	3 (7, 9, 10, 11, 12); OP & PT (2, 9)
rights and responsibilities	3 (1); OP & PT (39, 40)
issues	10 (10, 11); OP & PT (4, 15, 20, 23, 24)
Economics	Focus of Lesson 4
terms	OP & PT (6)
economic principles and systems	4 (1, 4, 5, 6, 7, 8); 8 (5, 6, 7, 8); OP & PT (13)
products and resources	4 (3, 9, 10, 11)
technology and industry	4 (2); 9 (7, 8, 9, 10, 11, 12)
economic trends	4 (12)
Cultures	Focus of Lesson 5
people and culture	5 (2, 4, 5, 8, 9, 10, 11, 12); OP & PT (7)
traditions	5 (6, 7)
language	5 (3); OP & PT (21)
movement	5 (1)