

Take Home

A Quick-Study™ Program


Book

1

# TEST... READY®

Reading

- Reviews Key Concepts in Reading Comprehension
- Provides Practice Answering a Variety of Comprehension Questions
- Develops Test-Taking Skills



Name: \_\_\_\_\_

CURRICULUM ASSOCIATES®, Inc.

## Dear Parent,

**Take Home Test Ready® Reading** is designed to help your child prepare for standardized tests and proficiency tests. The reading activities, multiple-choice questions, and Answer Form are similar to those used in these tests. Familiarity with common testing formats can help your child during the test.

Discuss with your child why he or she is completing the book. Read and discuss the Five Top Tips on page 1 and How to Prepare for a Test on the back cover. Make sure your child has a quiet, well lit place to work and a desk or table to write on. Follow any special instructions sent home by your child's teacher.

First help your child cut out the Answer Form on page 13. For each lesson, read the following directions to your child. After each lesson, correct the answers with your child. Praise correct answers, and explain why any incorrect choices are wrong. Enjoy this opportunity to share a beneficial learning experience with your child.

### Lesson Directions

#### Part One: Reading Pictures

Go to Part One: Reading Pictures. (Pause.) Read each short story to yourself. Then, with your pencil, fill in the circle under the picture that shows the last word in the story. Remember that the picture you choose must show the last word in the story. When you finish, you will see the word STOP at the bottom of the page. Do not go on. Put down your pencil and wait for me to give you more directions. Do you understand what to do? (Pause.) You may begin.  
*Note: You may read aloud the short stories to your child, if needed.*

#### Part Two: Reading a Story

Go to Part Two: Reading a Story. (Pause.) Read the story to yourself. Look at the picture. It will show you something about the story. Then read and answer each question. With your pencil, fill in the circle beside the best answer. When you finish, you will see the word STOP at the bottom of the page. Do not go on. Put down your pencil and wait for me to tell you what to do next. Do you understand what to do? (Pause.) You may begin.  
*Note: You may read aloud the story, each question, and the answer choices to your child, if needed.*

Written by Robert G. Forest  
Illustrated by Susan Hawk

ISBN 0-7609-1264-5

©2001—Curriculum Associates, Inc.  
North Billerica, MA 01862

No part of this book may be reproduced by any means  
without written permission from the publisher.

All Rights Reserved. Printed in USA.

Quick-Study™ and Test Ready®—Trademarks of  
Curriculum Associates, Inc.

15 14 13 12 11 10 9 8 7 6 5 4 3 2 1

# Five Top Tips

- Listen carefully to all directions.
- Be sure you understand what you are asked to do.
- Think about all answer choices before choosing one answer.
- Fill in the answer sheet carefully. Be sure item letters (A, B, or C) match answer letters.
- Check each answer to be sure it makes sense.

# Lesson 2

## Part One

### Reading Pictures


1. Dan got up early in the morning. First he made his bed.



(A)




(B)




(C)

2. Lin walked to the store. She bought some apples.



(A)



(B)

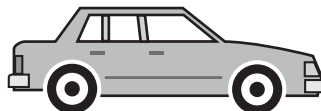


(C)

3. Nancy helped her father. Together they washed the car.



(A)



(B)

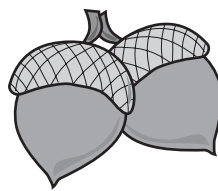


(C)

4. First Ron dug a hole. Then he planted a small tree.



(A)



(B)



(C)

STOP.....



## Part Two

### Reading a Story

#### The Surprise

Lee and her dad made breakfast for the family. Today was Mom's birthday. Lee and Dad made pancakes. They cooked eggs. They cut some apples. They also made a big mess in the kitchen!



5. Lee and her dad cut
  - Ⓐ pancakes.
  - Ⓑ eggs.
  - Ⓒ apples.
6. In the story, what time of day is it?
  - Ⓐ morning
  - Ⓑ noon
  - Ⓒ night
7. Whose birthday is it?
  - Ⓐ Lee's birthday
  - Ⓑ Mom's birthday
  - Ⓒ Dad's birthday
8. What will Lee and Dad probably do after breakfast?
  - Ⓐ clean up the mess
  - Ⓑ go to the store
  - Ⓒ bake a cake

STOP.....





08513.0

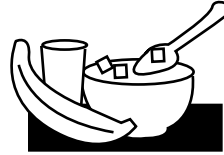
# How to Prepare for a Test

**Prepare your body.** Get plenty of rest.




Go to bed early the night before a test.

Eat a healthy,  
well-balanced breakfast  
before school on the day of the test.




Get plenty of exercise every day  
to stay in shape and full of energy.



**Prepare your mind.**

Be a good student.  
Do your school work every day.  
Finish all homework assignments on time.



**Practice how to take a test.**

Become a good test taker.  
Use test-taking tips in your everyday school work.  
Think positively.  
Plan to do your best.



**Learn to relax.**

Practice using breathing to calm yourself.  
Do not worry about the test.  
Remember: It's only a test!

Reorder No. CA8513—Single

**CURRICULUM ASSOCIATES®**, Inc.

North Billerica, MA 01862

Phone: 800 225-0248 (U.S. & Canada) Fax: 800 366-1158 (U.S. & Canada)

E-mail: [cainfo@curriculumassociates.com](mailto:cainfo@curriculumassociates.com) Web: [www.curriculumassociates.com](http://www.curriculumassociates.com)