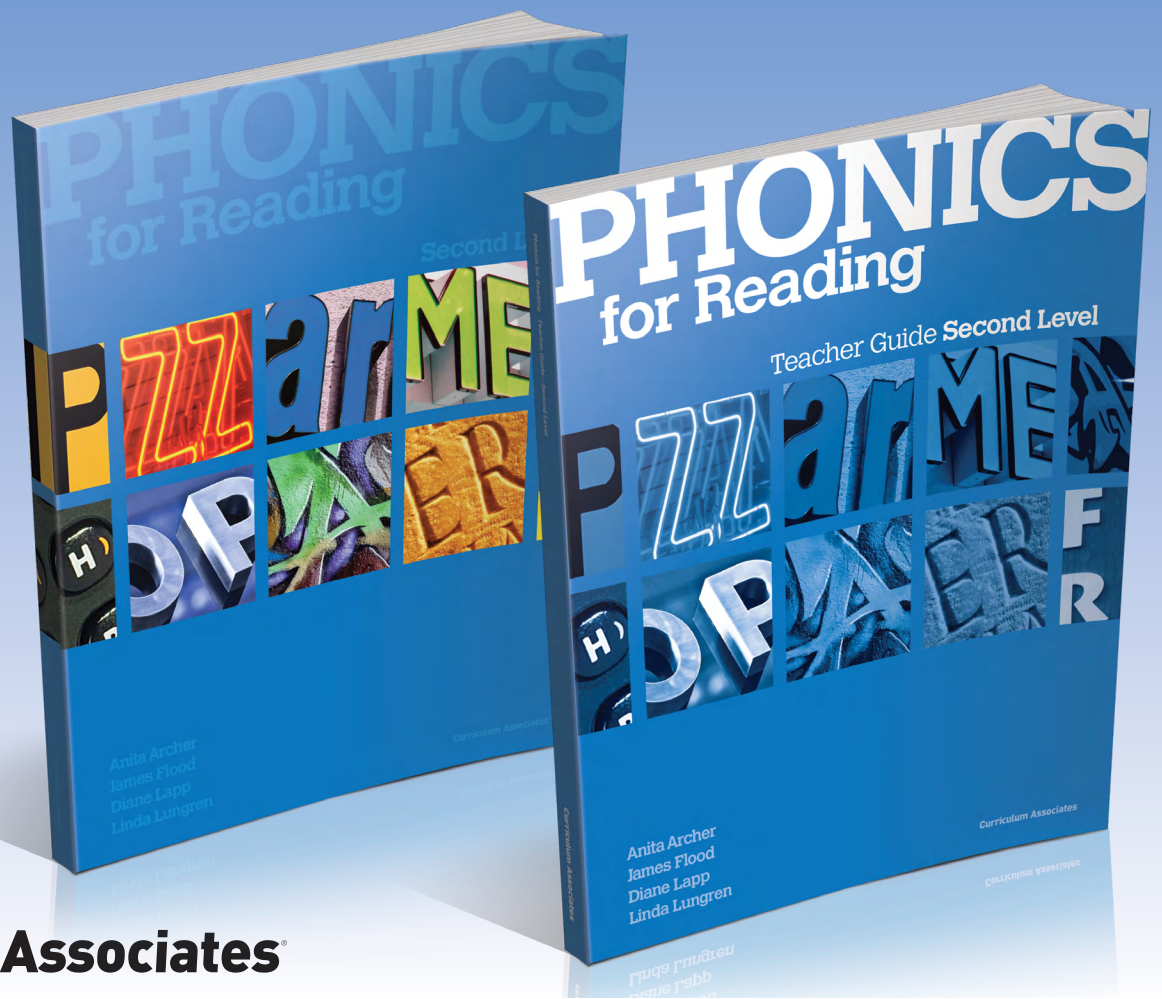


PHONICS

for Reading

Student Book and Teacher Guide: Lesson Sample


*Second Level Overview
and Lesson 1*



PHONICS

for Reading

Second Level



Anita Archer
James Flood
Diane Lapp
Linda Lungren

TABLE OF CONTENTS

Lesson 1	4	Lesson 17	68
Lesson 2	8	Lesson 18	72
Lesson 3	12	Lesson 19	76
Lesson 4	16	Lesson 20	80
Lesson 5	20	Lesson 21	84
Lesson 6	24	Lesson 22	88
Lesson 7	28	Lesson 23	92
Lesson 8	32	Lesson 24	96
Lesson 9	36	Lesson 25	100
Lesson 10	40	Lesson 26	104
Lesson 11	44	Lesson 27	108
Lesson 12	48	Lesson 28	112
Lesson 13	52	Lesson 29	116
Lesson 14	56	Lesson 30	120
Lesson 15	60	Lesson 31	124
Lesson 16	64	Lesson 32	128
		Word Lists	132

LESSON

1



New Sound. Say the words.

rain play

A. New Words. Say each sound. Say each word.

1. fail day may

2. wait wit tail

3. way say sail

4. maid mad stay

5. pain pail play

6. hay jail aid

7. May I have this?

8. It has a thin tail.

9. The van was in the way.

10. Did the maid see the polish?

11. I have a pain in my hip.

12. The hay is damp.

B. Review Words. Say the words.

1. truck tuck tap

2. Jeff shelf self

3. blush lash miss

4. thin throb Rob

5. stick tick thick

C. Word Endings. Say the words.

1. failed 2. waited 3. sailed 4. trapped 5. missed

D. Challenge Words. Say the words.

raindrop
1 2

mailbox
1 2

midday
1 2

railway
1 2

payday
1 2

E. Sight Words. Say the words.

were you of said have after from my to they

F. Sentences and Stories. Read each part of the story. Write the story part number under the picture that goes with each story part.

The Day of Rain

Part 1

12 Drops of rain splashed on the sill. Nick was mad as he
23 brushed his dog, Slick. “Rain, rain, rain!” Nick said. “I have
36 to stay in. I have to wait until the rain stops.” He brushed
52 Slick’s tail and said to the dog, “A day of rain is a day to wait.”
Slick just sat and waited with Nick.



Part 2

59 Raindrops crashed on the mailbox as Nick waited.
67 “Mom, must I wait?” Nick asked. “May I sail my ship in
79 the rain? That ship just sits on the shelf and waits.”
90 “No, Nick,” said Mom. “You may not sail the ship in the pond.
103 You will get wet in the rain. Wait a bit and I think the rain will
119 stop. You can play with Slick until lunch. After lunch, Kim and
131 Chuck may drop in and you can play with them.”



Part 3

141 At midday, Mom and Nick had lunch. Then Mom said,
151 “I see Kim and Chuck. Run and let them in.” Nick got up
164 and let them in. They were wet from the rain.
174 “I am glad to see you,” said Nick. “Can you stay? We can
187 play with my ship. We cannot go to the pond in the rain.
200 We can sail the ship in the bathtub.”
208




G. Spelling. Write the words and sentence that your teacher says.

1. _____ 3. _____
2. _____ 4. _____
5. _____
- _____

H. Practice Activity 1. Draw a line under the phrase that best completes each sentence.

1. A maid put _____.
a. a mop in the pail
b. a mop in the fail
2. A ship can _____.
a. have a sail
b. have a tail
3. Ned can _____.
a. wait in the truck
b. wait in the tail
4. Meg can _____.
a. fail a pain
b. fail a test
5. She can _____.
a. say the bill
b. pay the bill
6. The hen can _____.
a. sit in the may
b. sit in the hay
7. It did _____.
a. rain on this day
b. rain on this say




I. Practice Activity 2. Draw a line under the sentence that goes with each picture.

1. The rock is in the way.
The dog has a black tail.




2. The cats play in the box.
The cats play in the hay.



3. The ship may sail in the rain.
The rain will fill the pail.



4. Rob put the nail in the box.
Rob put the clay in the box.



5. Chuck will wait until the bus stops.
Chuck will wait until the ship stops.



6. Will Bob wait to see you?
Will Beth fail the test?



7. The maid will dust the lamp.
The maid will dust the sock.



8. The man has a pain in his back.
The man will pay with cash.



Correct

Word Lists

LESSON 1

New Words

fail
day
may
wait
wit
tail
way
say
sail
maid
mad
stay
pain
pail
play
hay
jail
aid

Challenge Words

raindrop
mailbox
midday
railway
payday

Sight Words

were
you
of
said
have
after
from
my
to
they

LESSON 2

New Words

ray
mail
gain
Jay
paint
pant
trail
rail
train
brain
play
lay
tray
braid
gray
clay
faint
fin

Challenge Words

paintbrush
waitress
pigtail
crayon
maintain

Sight Words

were
said
you
to
of
are
look
was
my
have

LESSON 3

New Words

bay
main
man
Gail
bat
bait
bit
pray
pay
stay
plan
plain
drain
grain
raid
Ray
spray
raise

Challenge Words

explain
paycheck
mainland
subway
waistband

Sight Words

they
were
said
you
after
my
have
put
saw
of

LESSON 4

New Words

beef
eat
sea
say
week
tea
meat
beach
need
see
lead
feed
each
deep
trail
beat
bait
beets

Challenge Words

seashell
peanut
seaweed
payment
sunbeam

Sight Words

there
were
things
have
some
people
you
little
of
water

LESSON 5

New Words

deep
keep
team
fail
feel
read
raid
jeep
weed
peel
pail
seal
clean
meet
treat
trait
hail
cream

Challenge Words

freeway
indeed
seasick
reason
freedom

Sight Words

there
things
they
were
some
water
into
you
from
people

LESSON 6

New Words

reach
three
sheep
tree
tray
leak
heel
hail
wheel
sleep
green
grain
speak
steal
teeth
dream
scream
spray

Challenge Words

teapot
steamship
sleepless
treetop
speedway

Sight Words

said
were
there
saw
down
have
you
was
to
little

LESSON 7

New Words

own
float
toad
road
read
flow
bail
bowl
grow
soap
leaf
loaf
bait
boat
show
soak
low
moan

Challenge Words

window
roadbed
elbow
oatmeal
yellow
rowboat

Sight Words

all
there
water
they
work
you
said
were
from
put

LESSON 8**New Words**

tow
goat
loan
lean
glow
rail
roast
bay
bow
blown
mean
float
tea
toast
coach
coast
fleet
throw

Challenge Words

pillow
boatload
snowman
rainbow
fellow
roadway

Sight Words

all
they
there
water
are
were
said
little
you
saw

LESSON 9**New Words**

coal
slow
flown
may
mow
goal
throw
Gail
foam
groan
shown
green
growth
soak
gray
cloak
boast
beast

Challenge Words

snowdrift
shadow
sailboat
follow
coatrack
seacoast

Sight Words

there
to
work
all
after
was
you
little
said
were

LESSON 10**New Words**

high
night
fight
flown
sight
saint
blown
bright
teeth
cheat
coast
right
sigh
see
say
hay
bleach
blow

Challenge Words

highway
gaslight
upright
insight
railroad
speedboat

Sight Words

do
after
all
saw
of
were
water
you
was
there

LESSON 11**New Words**

light
slight
high
trail
right
screen
snail
sight
street
throat
sheet
thigh
flight
tray
spray
bright
speech
might

Challenge Words

sightless
stoplight
nightfall
handrail
daydream
trainload

Sight Words

do
what
all
where
said
there
have
were
they
you

LESSON 12**New Words**

light
bright
sigh
least
show
might
steal
fright
faint
night
braid
sight
sweep
flight
float
shown
roast
right

Challenge Words

brightness
frighten
soapsuds
ingrown
tailcoat
weakness

Sight Words

do
where
all
what
people
there
saw
were
work
you

LESSON 13**New Words**

bake
came
make
made
mad
hate
gave
tape
sale
lake
tap
cape
mane
man
wake
fad
fade
late

Challenge Words

tailgate
keepsake
pancake
handmade
cupcake
inhale

Sight Words

be
he
we
she
me
they
do
what
work
where
all
you
there
said
have

LESSON 14**New Words**

name
safe
take
same
Sam
pane
mate
pan
rack
rake
mat
flame
gate
cane
can
rat
late
rate

Challenge Words

gateway
classmate
estate
mistake
dictate
estimate

Sight Words

me
she
he
be
we
were
do
what
people
where
they
there
you
all
of

PHONICS

for Reading

Teacher Guide **Second Level**



Anita Archer
James Flood
Diane Lapp
Linda Lungren

TABLE OF CONTENTS

	Page
The Phonics for Reading Series	4
Phonics for Reading, Second Level	6
Research Report	16
<hr/>	
Lesson 1 Introduction of <i>ai</i> and <i>ay</i> words (<i>rain, play</i>) Introduction of words with the word ending <i>-ed</i>	24
Lesson 2 Practice of words with <i>ai</i> and <i>ay</i> Practice of words with the word ending <i>-ed</i>	28
Lesson 3 Practice of words with <i>ai</i> and <i>ay</i> Practice of words with the word ending <i>-ed</i>	32
<hr/>	
Lesson 4 Introduction of <i>ee</i> and <i>ea</i> words (<i>feed, leaf</i>) Practice of words with the word ending <i>-ed</i>	36
Lesson 5 Practice of words with <i>ee</i> and <i>ea</i> Practice of words with the word ending <i>-ed</i>	40
Lesson 6 Practice of words with <i>ee</i> and <i>ea</i> Practice of words with the word ending <i>-ed</i>	44
<hr/>	
Lesson 7 Introduction of <i>oa</i> and <i>ow</i> words (<i>coat, snow</i>) Introduction of words with both word endings <i>-ed</i> and <i>-ing</i>	48
Lesson 8 Practice of words with <i>oa</i> and <i>ow</i> Practice of words with both word endings <i>-ed</i> and <i>-ing</i>	52
Lesson 9 Practice of words with <i>oa</i> and <i>ow</i> Practice of words with both word endings <i>-ed</i> and <i>-ing</i>	56
<hr/>	
Lesson 10 Introduction of <i>igh</i> words (<i>light</i>) Practice of words with both word endings <i>-ed</i> and <i>-ing</i>	60
Lesson 11 Practice of words with <i>igh</i> Practice of words with both word endings <i>-ed</i> and <i>-ing</i>	64
Lesson 12 Practice of words with <i>igh</i> Practice of words with both word endings <i>-ed</i> and <i>-ing</i>	68
<hr/>	
Lesson 13 Introduction of CVCe words with <i>a</i> (<i>rake</i>) Introduction of words altered by the word ending <i>-ing</i>	72
Lesson 14 Practice of CVCe words with <i>a</i> Practice of words altered by the word ending <i>-ing</i>	76
Lesson 15 Practice of CVCe words with <i>a</i> Practice of words altered by the word ending <i>-ing</i>	80
Lesson 16 Practice of CVCe words with <i>a</i> Practice of words altered by the word ending <i>-ing</i>	84

ISBN 978-0-7609-6900-7

©2011, 2009, 2002, 1993—Curriculum Associates, LLC
North Billerica, MA 01862

Permission is granted for reproduction of the
reproducible pages in limited quantity for classroom use.
All Rights Reserved. Printed in USA.

15 14 13 12 11 10 9 8 7 6 5 4 3 2 1

Lesson 17	Introduction of CVCe words with <i>i</i> (<i>five</i>) Practice of words altered by the word ending <i>-ing</i>	88
Lesson 18	Introduction of CVCe words with <i>o</i> (<i>joke</i>) Practice of words altered by the word ending <i>-ing</i>	92
Lesson 19	Practice of CVCe words with <i>a</i> , <i>i</i> , and <i>o</i> Practice of words altered by the word ending <i>-ing</i>	96
Lesson 20	Practice of CVCe words with <i>a</i> , <i>i</i> , and <i>o</i> Practice of words altered by the word ending <i>-ing</i>	100
<hr/>		
Lesson 21	Introduction of words with <i>ar</i> (<i>car</i>) Practice of words with the word endings <i>-ed</i> and <i>-ing</i>	104
Lesson 22	Practice of words with <i>ar</i> Practice of words with the word endings <i>-ed</i> and <i>-ing</i>	108
Lesson 23	Practice of words with <i>ar</i> Practice of words with the word endings <i>-ed</i> and <i>-ing</i>	112
<hr/>		
Lesson 24	Introduction of words with <i>er</i> (<i>fern</i>) Practice of words with the word endings <i>-ed</i> and <i>-ing</i> Introduction of words with the word ending <i>-er</i>	116
Lesson 25	Practice of words with <i>er</i> Practice of words with the word endings <i>-ed</i> , <i>-ing</i> , and <i>-er</i>	120
Lesson 26	Practice of words with <i>er</i> Practice of words with the word endings <i>-ed</i> , <i>-ing</i> , and <i>-er</i>	124
<hr/>		
Lesson 27	Introduction of words with <i>or</i> (<i>corn</i>) Practice of words with the word endings <i>-ed</i> , <i>-ing</i> , and <i>-er</i>	128
Lesson 28	Practice of words with <i>or</i> Practice of words with the word endings <i>-ed</i> , <i>-ing</i> , and <i>-er</i>	132
Lesson 29	Practice of words with <i>or</i> Practice of words with the word endings <i>-ed</i> , <i>-ing</i> , and <i>-er</i>	136
<hr/>		
Lesson 30	Introduction of words with <i>ir</i> and <i>ur</i> (<i>bird</i> , <i>turn</i>) Practice of words with the word endings <i>-ed</i> , <i>-ing</i> , and <i>-er</i>	140
Lesson 31	Practice of words with <i>ir</i> and <i>ur</i> Practice of words with the word endings <i>-ed</i> , <i>-ing</i> , and <i>-er</i>	144
Lesson 32	Practice of words with <i>ir</i> and <i>ur</i> Practice of words with the word endings <i>-ed</i> , <i>-ing</i> , and <i>-er</i>	148
Answer Key		152
Word Lists		168
Individual Education Plan (IEP)		174
Letters of Progress		178
Placement Test		181
Reading Fluency Graph		190
Scope and Sequence Chart		191

LESSON

1

OBJECTIVES

- to introduce ai and ay words with the sound of /ā/
- to introduce words with the word ending -ed

New Sound

(Have students open their books to Lesson 1, page 4.)

1. Look at the top of page 4 in your book.
2. Touch the first word.
3. This word is **rain**. Say the word. *rain*
4. The underlined sound is /āāā/. Say the sound. /āāā/
5. Say the sound again. /āāā/
6. Touch the next word.
7. This word is **play**. Say the word. *play*
8. The underlined sound is /āāā/. Say the sound. /āāā/
9. Say the sound again. /āāā/

(Have students close their books. Then do the Sound Drill activity.)

Sound Drill

(Oral Teacher-Directed Activity)

(Write the following on the board or display it on-screen:)

1.	ai	sh	ch	ay
2.	th	wh	a	ck
3.	ai	i	ck	ch
4.	e	sh	ai	th
5.	ay	ch	u	ay

1. Let's practice saying the sounds in the words that we will be reading. Look at the letters in line 1. Say the sounds. /āāā/, /sh/, /ch/, /āāā/

2. Look at the letters in line 2. Say the sounds. /th/, /wh/, /āāā/, /k/

(Repeat step 2 with lines 3–5. Then call on individual students to say the sounds in a line.)

(NOTE: As an alternative, review the sounds with flash cards.)

Blending Sounds

(Oral Teacher-Directed Activity)

Let's practice saying some words. I will say a word slowly. You tell me the word. /mmm/ /āāā/ /d/ What is the word? *maid*

(Repeat this procedure with the following words:)

play	/p/	/lll/	/āāā/
pain	/p/	/āāā/	/nnn/
wait	/www/	/āāā/	/t/
aid	/āāā/	/d/	

(NOTE: As you pronounce these words slowly, don't stop between the sounds. This practice will assist students in recognizing words that they have sounded out.)

A. New Words

(Have students open their books to Lesson 1, page 4.)

1. fail day may
2. wait wit tail
3. way say sail
4. maid mad stay
5. pain pail play
6. hay jail aid
7. **May I have this?**
8. **It has a thin tail.**
9. **The van was in the way.**
10. **Did the maid see the polish?**
11. **I have a pain in my hip.**
12. **The hay is damp.**

1. Find part A in your book.
2. Touch the first word in line 1. Look at the underlined letters. What is the sound? /āāā/
3. Sound out the word to yourself. Put your thumb up when you can say the whole word. (Wait until thumbs are up.) What is the word? *fail*

- Touch the next word. Look at the underlined letters. What is the sound? /āāā/ Sound out the word to yourself. Put your thumb up when you can say the whole word. (Wait until thumbs are up.) What is the word? *day*

(Repeat step 4 with the remaining words in lines 1–3.)

- Touch the first word in line 4. Sound out this word to yourself. Say the sounds carefully. Put your thumb up when you can say the whole word. (Wait until thumbs are up.) What is the word? *maid*
- Touch the next word. Sound out the word to yourself. Put your thumb up when you can say the whole word. (Wait until thumbs are up.) What is the word? *mad*

(Repeat step 6 with the remaining words in lines 4–6. Then call on individual students to read a line.)

- Read sentence 7 to yourself. Put your thumb up when you are done. (Wait until thumbs are up. Then call on a student to read the sentence.)

(Repeat step 7 with sentences 8–12.)

B. Review Words

(Have students open their books to Lesson 1, page 4.)

- | | | |
|-----------------|--------------|--------------|
| 1. truck | tuck | tap |
| 2. Jeff | shelf | self |
| 3. blush | lash | miss |
| 4. thin | throb | Rob |
| 5. stick | tick | thick |

- Find part B in your book.
- Read the words in line 1 to yourself. When you can read all three words, put your thumb up. (Wait until thumbs are up.)
- Get ready to read the words in line 1 together. Begin. *truck, tuck, tap*

(Repeat steps 2 and 3 with lines 2–5. Then call on individual students to read the words in a line.)

C. Word Endings

(Have students open their books to Lesson 1, page 4.)

- | | | |
|--------------------------|-------------------------|-------------------------|
| 1. <u>failed</u> | 2. <u>waited</u> | 3. <u>sailed</u> |
| 4. <u>trapped</u> | 5. <u>missed</u> | |

- Find part C in your book.
- Let's practice reading some words with word endings. Look at the first word. Sound out the underlined word to yourself. Put your thumb up when you can say the underlined word. (Wait until thumbs are up.) What is the word? *fail*
- When the **-ed** ending is added, the word is **failed**. What is the word? *failed*
- Now I will use the word in a sentence.
Sam failed the math test.
Say the word again. *failed*

(Repeat steps 2–4 with numbers 2–5. Then call on individual students to say the words with endings.)

Word Ending Sentences

- Nat waited for Pat at school.**
- The ship sailed in the water.**
- The tiger was trapped in the cage.**
- Thomas missed the bus.**

D. Challenge Words

(Have students open their books to Lesson 1, page 5.)

raindrop	mailbox	midday	railway
1 2	1 2	1 2	1 2
payday			
1 2			

- Find part D in your book.
- Touch the first word. Sound out the first part to yourself. Put your thumb up when you can say the part. (Wait until thumbs are up.) What is this part? *rain*
- Sound out the next part to yourself. Put your thumb up when you can say the part. (Wait until thumbs are up.) What is this part? *drop*
- Say the parts again. First part? *rain*
Next part? *drop*
- Say the whole word. *raindrop*

(Repeat steps 2–5 with the words **mailbox**, **midday**, **railway**, and **payday**.)

- Let's read these words again. (Call on individual students to read the Challenge Words.)

E. Sight Words

(Have students open their books to Lesson 1, page 5.)

were	you	of	said	have
after	from	my	to	they

1. Find part E in your book.
2. There are some words that may be difficult to sound out. We just have to remember these words.
3. Touch the first word. This word is **were**.
What is the word? *were*
Spell and read. *w-e-r-e. were*
4. Touch the next word. This word is **you**.
What is the word? *you*
Spell and read. *y-o-u. you*

(Repeat step 4 with the remaining words.)

5. Let's read these words again. (Call on individual students to read the Sight Words.)

F. Sentences and Stories

(Have students open their books to Lesson 1, page 5.)

1. Find part F in your book.
2. Touch the title of the story. Let's read the title together. *The Day of Rain*
3. Read Part 1 to yourself. Read it very carefully. Put your thumb up when you are done. (Wait until thumbs are up.)
4. Let's read Part 1 together. When you are not reading aloud, follow along in your book. (Call on a student to read one or two sentences. Continue until Part 1 has been read.)
5. Look at the three pictures. Put a number 1 under the picture that goes with Part 1.

(Repeat steps 3–5 with Parts 2 and 3.)

Answers



1

3

2

G. Spelling

(Have students open their books to Lesson 1, page 6.)

1. Find part G in your book.
 2. Your first spelling word is **stay**.
What is the word? *stay*
 3. Say the sounds to yourself as you write the word. (Monitor.)
 4. (Write the word on the board or display it on-screen.) Check your word. If you made a mistake, cross out the word and rewrite it. (Monitor.)
- (Repeat steps 2–4 with the word **wait**.)
5. Your next spelling word is **raindrop**.
Say the first part of the word. *rain*
Write this part.
 6. Say the second part of the word. *drop*
Write this part.
 7. (Write the word on the board or display it on-screen.) Check your word. If you made a mistake, cross out the word and rewrite it. (Monitor.)

(Repeat steps 5–7 with the word **payday**.)

8. Listen. **The dog has a black tail.** Say the sentence. *The dog has a black tail.* Write the sentence. (Monitor.)
9. (Write the sentence on the board or display it on-screen.) Check each word. If you made a mistake, cross out the word and rewrite it. (Monitor.)

Answers

1. **stay**
2. **wait**
3. **raindrop**
4. **payday**
5. **The dog has a black tail.**

H. Practice Activity 1

(Have students open their books to Lesson 1, page 6.)

1. Find part H in your book.
2. Follow along as I read the directions.
Draw a line under the phrase that best completes each sentence.
3. Do number 1. Put your thumb up when you are finished. (Monitor and check.)
4. You will finish part H later.

I. Practice Activity 2

(Have students open their books to Lesson 1, page 7.)

1. Find part I in your book.
2. Follow along as I read the directions.
Draw a line under the sentence that goes with each picture.
3. Do number 1. Put your thumb up when you are finished. (Monitor and check.)
4. Now go back and finish parts H and I.

Work Check for Parts H and I (Oral Teacher-Directed Activity)

1. Find part H in your book.
2. Let's check your work. If you made a mistake, circle the number. You will fix all mistakes at the end of the lesson. (Call on individual students to read their answers.)
3. Count how many correct answers you have, and write that number in the box at the bottom of the page. (Monitor students.)

(Repeat steps 1–3 with part I.)

4. Now go back and correct any mistakes. (Monitor students.)

Answers for Part H

1. **a. a mop in the pail**
2. **a. have a sail**
3. **a. wait in the truck**
4. **b. fail a test**
5. **b. pay the bill**
6. **b. sit in the hay**
7. **a. rain on this day**

Answers for Part I

1. **The dog has a black tail.**
2. **The cats play in the box.**
3. **The rain will fill the pail.**
4. **Rob put the nail in the box.**
5. **Chuck will wait until the bus stops.**
6. **Will Beth fail the test?**
7. **The maid will dust the lamp.**
8. **The man will pay with cash.**